

Financial reporting 2024

**Migros
Group**

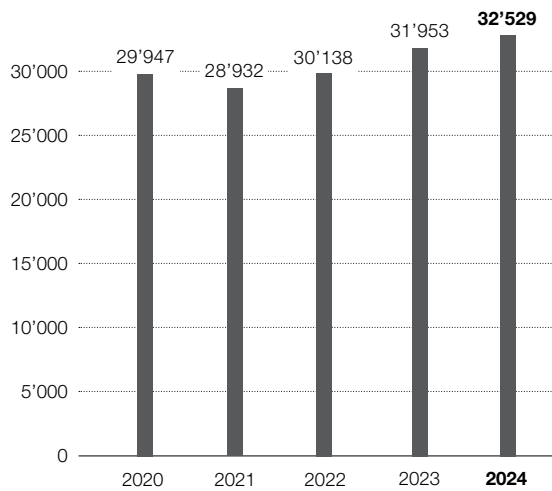
Page

Migros Facts	4
Development of Group results	4
Key figures and ratios	5
Report on the financial situation of Migros Group	6
A. Overview	8
B. Introduction	10
C. Acquisitions, disposals and newly established companies	10
D. Income statement of Migros Group	11
E. Balance sheet of Migros Group	13
F. Cash flow statement of Migros Group	14
G. Value-oriented management as basis for creating added value	15
H. Risk management and Internal Control System (ICS) in Migros Group	15
I. Statement of value added	22
Federation of Migros Cooperatives (FMC) consolidated financial statements	24
Income statement of Migros Group	26
Balance sheet of Migros Group	27
Statement of changes in equity of Migros Group	28
Cash flow statement of Migros Group	29
Notes to the FMC consolidated financial statements	
1. Information about Migros Group	31
2. Basis of preparation	31
3. Summary of significant accounting policies	33
4. Risk management	45
5. Critical accounting estimates and judgements	55
6. Segment reporting	56
7.–16. Explanations to the income statement	59
17.–34. Explanations to the balance sheet	67
35.–42. Further explanations	86
Report of the statutory auditor	100

Development of Group results

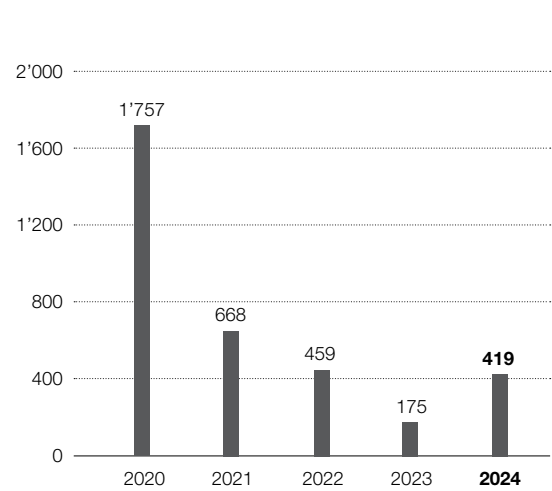
Income

[in million CHF]



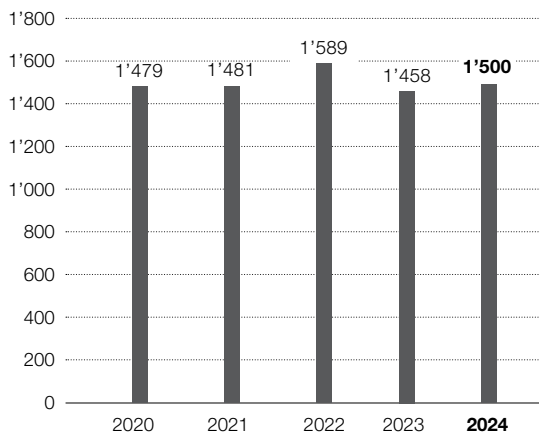
Profit

[in million CHF]



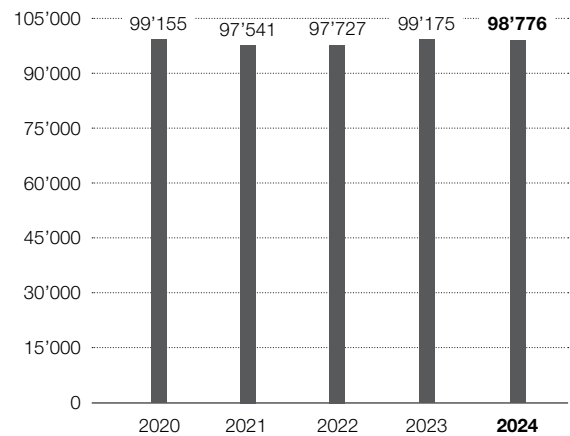
Investments

[in million CHF]



Workforce

[Number of persons]



Key figures and ratios

CHF million, except where indicated	2020	2021	2022	2023	2024	Change from previous year in %
Income	29'947	28'932	30'138	31'953	32'529	+1.8
↳ of which income before income from financial services business	29'189	28'173	29'313	30'708	31'191	+1.6
↳ of which Migros retail sales	24'379	24'744	24'678	25'693	26'091	+1.5
↳ of which income of the Cooperatives ¹	16'559	16'364	15'986	16'425	16'294	-0.8
Total Migros distribution sites	num-ber 726	735	748	761	762	+0.1
Total Migros sales area	m ² 1'415'437	1'437'315	1'448'891	1'441'226	1'391'294	-3.5
EBITDA (earnings before interest, taxes, depreciation and amortisation)	3'349	2'094	1'883	2'068	1'972	-4.6
as % of income	% 11.2	7.2	6.2	6.5	6.1	
↳ of which EBITDA of the Retail and Industry sector	3'096	1'841	1'569	1'645	1'587	-3.5
EBIT (earnings before interest and taxes)	1'866	800	628	286	484	+69.2
as % of income	% 6.2	2.8	2.1	0.9	1.5	
Profit	1'757	668	459	175	419	+139.0
as % of income	% 5.9	2.3	1.5	0.5	1.3	
Cash flow from operating activity	2'934	3'353	-70	-1'630	1'931	+218.5
as % of income	% 9.8	11.6	-0.2	-5.1	5.9	
↳ of which cash flow of the Retail and Industry sector	1'598	1'322	1'505	372	1'490	+300.6
Investments	1'479	1'481	1'589	1'458	1'500	+2.9
Equity	20'489	21'142	21'522	21'646	22'049	+1.9
as % of balance sheet total	% 28.2	27.1	26.7	26.9	26.9	
↳ of which equity of the Retail and Industry sector	17'004	17'545	17'686	17'502	17'621	+0.7
as % of balance sheet total	% 71.7	71.9	72.5	72.8	78.7	
Balance sheet total	72'781	77'982	80'746	80'433	82'021	+2.0
↳ of which balance sheet total of the Retail and Industry sector	23'727	24'416	24'393	24'050	22'393	-6.9
Expenditure for cultural, social and economic policy purposes	142	142	139	121	121	-0.3
Workforce / Migros Cooperatives						
Workforce (number of persons – annual average)	num-ber 99'155	97'541	97'727	99'175	98'776	-0.4
Migros Cooperatives (number of members)	num-ber 2'268'184	2'281'761	2'307'939	2'320'426	2'281'485	-1.7

¹ Cooperatives including domestic and foreign subsidiaries

Report on the financial situation of Migros Group

Page

A. Overview	8
A.1. Key figures and ratios	8
A.2. Income statement	8
A.3. Balance sheet	9
A.4. Cash flow statement	9
B. Introduction	10
C. Acquisitions, disposals and newly established companies	10
D. Income statement of Migros Group	11
D.1. Development of the Retail and Industry sector	12
D.2. Income trend of Financial Services	13
E. Balance sheet of Migros Group	13
E.1. Balance sheet of the Retail and Industry sector	13
E.2. Balance sheet of the Financial Services sector	13
F. Cash flow statement of Migros Group	14
F.1. Cash flow statement of the Retail and Industry sector	14
F.2. Cash flow statement of the Financial Services sector	14
G. Value-oriented management as basis for creating added value	15
H Risk management and Internal Control System (ICS) in Migros Group	15
H.1. Risk management and Internal Control System (ICS) in the Retail and Industry sector	15
H.1.1. General risk management	15
H.1.2. Financial risk management	16
H.1.3. Insurance risk management	16
H.1.4. Tax and VAT risk management	17
H.1.5. Risk management of legal cases	17
H.1.6. Internal Control System (ICS) in the Retail and Industry sector	17
H.2. Risk management and Internal Control System (ICS) in the Financial Services sector	18
H.2.1. General risk management	18
H.2.2. Financial risk management	19
H.2.3. Management of non-financial risks	20
H.2.4. Management of legal and compliance risks	20
H.2.5. Management of sustainability risks	21
H.2.6. Internal Control System (ICS) in the Financial Services sector	21
I. Statement of value added	22

A. Overview

The individual amounts have been rounded to the nearest million CHF (see also Note 3, Basis for preparation).

A.1. Key figures and ratios

CHF million	Migros Group	
	2024	2023
Earnings before interest and taxes	484	286
Profit	419	175
Cash flow (from operating activity)	1'931	-1'630
↳ of which cash flow of the Retail and Industry sector ¹	1'490	372
Investments	1'500	1'458
Equity	22'049	21'646
↳ of which equity of the Retail and industry sector ¹	17'621	17'502
Balance sheet total	82'021	80'433
↳ of which balance sheet total of the Retail and industry sector ¹	22'393	24'050

¹ Unaudited; before consolidation of transactions between the two sectors.

A.2. Income statement

CHF million	Migros Group		Retail and Industry sector ¹		Financial Services sector ¹	
	2024	2023	2024	2023	2024	2023
Net revenue from goods and services sold	30'626	30'180	30'640	30'192	14	12
Other operating income	565	528	574	532	2	9
Income before financial services business	31'191	30'708	31'215	30'724	16	21
Income from financial services business	1'339	1'245	-	-	1'340	1'246
Total income	32'529	31'953	31'215	30'724	1'355	1'267
Cost of goods and services sold	19'061	18'928	19'080	18'942	0	1
Expenses of financial services business	531	413	-	-	542	430
Personnel expenses	6'584	6'328	6'319	6'075	264	254
Depreciation	1'488	1'782	1'456	1'751	33	31
Other operating expenses	4'383	4'216	4'228	4'062	174	175
Earnings before interest and taxes	484	286	132	-106	342	376

¹ Unaudited; before consolidation of transactions between the two sectors.

A.3. Balance sheet

CHF million	Migros Group		Retail and Industry sector ¹		Financial Services sector ¹	
	2024	2023	2024	2023	2024	2023
ASSETS						
Cash and cash equivalents	9'844	8'656	983	2'012	9'131	7'793
Receivables due from banks	1'182	995	1'282	1'346	–	–
Mortgages and other customer receivables	50'533	49'880	–	–	50'533	49'897
Other receivables	1'382	1'439	1'388	1'445	3	4
Inventories	2'283	2'414	2'283	2'414	–	–
Other financial assets	1'797	1'795	1'032	1'142	765	653
Investments in associated companies and joint ventures	115	118	852	854	1	1
Investment property	310	380	286	357	24	24
Fixed assets	11'841	11'874	11'706	11'740	135	134
Intangible assets	955	1'030	892	981	63	48
Other assets	1'779	1'853	1'689	1'758	90	96
BALANCE SHEET TOTAL	82'021	80'433	22'393	24'050	60'745	58'650
LIABILITIES AND EQUITY						
Payables due to banks	819	573	49	94	771	497
Customer deposits and liabilities	44'907	42'854	–	–	45'277	44'354
Other financial liabilities	219	1'753	218	1'733	1	20
Other liabilities	2'860	3'225	2'647	3'012	221	225
Provisions	524	277	486	253	38	24
Issued debt instruments	8'953	8'315	–	–	8'953	8'315
Liabilities from employee benefits	572	591	549	568	23	23
Current income tax payables	61	80	37	42	24	38
Deferred income tax liabilities	1'058	1'118	786	845	272	273
Total liabilities	59'973	58'787	4'772	6'548	55'580	53'769
Total equity including minority interests	22'049	21'646	17'621	17'502	5'165	4'882
BALANCE SHEET TOTAL	82'021	80'433	22'393	24'050	60'745	58'650

¹ Unaudited; before consolidation of transactions between the two sectors.

A.4. Cash flow statement

CHF million	Migros Group		Retail and Industry sector ¹		Financial Services sector ¹	
	2024	2023	2024	2023	2024	2023
Cash flow from operating activity	1'931	–1'630	1'490	372	848	–923
Cash flow from investing activity	–1'091	–1'864	–944	–1'871	–147	7
Cash flow from financing activity	351	1'240	–1'573	–109	637	1'309
Changes in cash and cash equivalents	1'192	–2'254	–1'027	–1'608	1'339	392
Cash and cash equivalents, at beginning of year	8'656	10'925	2'012	3'635	7'793	7'401
Influence of foreign currency translation	–3	–16	–3	–16	–	–
Cash and cash equivalents, at end of year	9'844	8'656	983	2'012	9'131	7'793

¹ Unaudited; before consolidation of transactions between the two sectors.

B. Introduction

Apart from the commercial, industrial and services companies, Migros Group also owns Migros Bank. The financial services business of Migros Bank differs fundamentally from other segments of Migros Group. For this reason, in the annual financial statements of Migros Group two sectors have been added in the report on the financial situation: Below, Migros Group without the financial services business is referred to as the **Retail and Industry sector** and Migros Bank as the **Financial Services sector**. This separate reporting allows outsiders to gain a good insight into the results of operations, financial position and net assets of the two sectors. The table below provides an overview of the segments assigned to the sectors:

Sector	Consisting of the strategic business units (segment)
Retail and Industry sector	Cooperative Retailing, Commerce, Migros Industrie, Travel, Health
Financial Services sector	Financial Services (Migros Bank and its subsidiaries)

C. Acquisitions, disposals and newly established companies

During the last two years, Migros Group has acquired and sold various companies. Transactions carried out in the **2024 financial year** included the following:

Acquisitions

In the segment Cooperative Retailing, tegut... gute Lebensmittel GmbH & Co. KG acquired all of the shares in Germany-based company tegut...BASIC GmbH on 15 December 2023. At the same time, the Migros Cooperative Ticino acquired all of the shares in VM Partner Ticino Sagl on 14 December 2023. Both companies were integrated into the scope of consolidation on 1 January 2024.

Disposals

In the 2024 financial year, Operationszentrum Burgdorf AG was sold on 31 March 2024 and Misenso AG on 30 June 2024.

Newly established companies

No companies were newly established during the 2024 financial year.

Please see Note 39 for further details.

The following companies were acquired or sold during the **2023 financial year**:

Acquisitions

The Migros Cooperative Geneva acquired further shares in Smood SA, which was fully consolidated and included in Migros Group on 1 January 2023.

In the health sector, 2023 saw the Medbase Group acquire the Swiss business of the Zur Rose Group, which is active in the integrated supply of medication. This group comprises the following companies:

- Zur Rose Suisse AG
- Bluecare AG
- Specialty Care Therapiezentren AG
- Clustertec AG
- Aertzemedika AG

Integration into Migros Group took place on 1 May 2023. This acquisition further strengthens the existing and successful cooperation. The aim is to continue developing outpatient and integrated basic healthcare and safeguarding access to the best possible treatment. Medbase Apotheken AG also acquired Hornstein AG, which was integrated into the group on 1 June 2023; a merger with this company took place on the same date.

Disposals

No disposals were made during the 2023 financial year.

Newly established companies

Explore Worldwide Australia Pty Ltd. was set up by the Hotelplan Group on 23 January 2023. In the Cooperative Retailing segment, Migros Supermarket Ltd, Smart Retail Solutions GmbH and tegut... teo GmbH & Co. KG were also established in December 2023.

Please see Note 39 for further details.

D. Income statement of Migros Group

CHF million	2024	2023
Net revenue from goods and services sold	30'626	30'180
Other operating income	565	528
Income before financial services business	31'191	30'708
Income from financial services business	1'339	1'245
Total income	32'529	31'953
Cost of goods and services sold	19'061	18'928
Expenses of financial services business	531	413
Personnel expenses	6'584	6'328
Depreciation	1'488	1'782
Other operating expenses	4'383	4'216
Earnings before interest and taxes	484	286

Migros Group generated total sales of CHF 32.529 billion in 2024 (+ 1.8 %) and is thus posting robust growth. The primary contributors to another record sales figure were the areas of online retailing and health and financial services, but also the travel business. Online sales grew by 10.1 % to CHF 4.510 billion. At CHF 26.091 billion (+ 1.5 %), retail sales increased against the previous year.

Gross profit rose by CHF 408 million in the reporting year, to CHF 12.904 billion (+ 3.3 %). **Other operating income** increased by CHF 37 million to CHF 565 million (+ 7.0 %). The increase in **personnel expenses** by CHF 255 million to CHF 6.584 billion (+ 4.0 %) is due in part to the salary increase of up to 2.2 % that was granted. **Depreciation and amortisation** decreased by CHF 294 million to CHF 1.488 billion (– 16.5 %). The increase in other operating expenses by CHF 167 million to CHF 4.383 billion (+ 3.4 %) is due, among other things, to the rise in rental expenditure, higher energy costs and higher spending on maintenance and IT.

The operating result (EBIT) of Migros Group was CHF 484 million, CHF 198 million (+ 69.2 %) more than the previous year's figure of CHF 286 million.

D.1. Development of the Retail and Industry sector

CHF million	Cooperative Retailing	Commerce	Migros Industrie	Travel	Health	Eliminations	Total
2024							
Net revenue from goods and services sold	17'033	9'004	6'117	1'782	1'545	-4'840	30'640
Income	17'583	9'094	6'242	1'788	1'577	-5'070	31'215
Earnings before interest and taxes (EBIT)	-60	108	155	23	-99	5	132
2023							
Net revenue from goods and services sold	17'283	8'716	6'004	1'731	1'290	-4'831	30'192
Income	17'783	8'826	6'101	1'736	1'317	-5'040	30'724
Earnings before interest and taxes (EBIT)	67	109	-175	27	-116	-18	-106

In the Retail and Industry sector, income increased by CHF 491 million to CHF 31.215 billion (+ 1.6 %) in the reporting year. The earnings before interest and taxes in the Retail and Industry sector increased by CHF 238 million to CHF 132 million.

The activities of the regional Migros Cooperatives and the Federation of Migros Cooperatives and the services of the Group's logistics companies are combined in the **strategic business unit Cooperative Retailing**. Consolidated sales of CHF 17.583 billion (- 1.1 %) were generated in Cooperative Retailing. Due to the online strategy, this also includes Migros Online SA with sales of CHF 365 million (+ 6.0 %). The ten regional Cooperatives, including subsidiaries, recorded sales of CHF 16.294 billion (- 0.8 %). Sales abroad rose by 0.4 % (adjusted for currency effects + 2.4 %) to CHF 1.381 billion. At EUR 1.317 billion (+ 2.7 %), tegut increased its sales in local currency. One-off effects as a result of portfolio adjustments placed a drag on the operating result (EBIT).

The **strategic business unit Commerce** generated consolidated sales of CHF 9.094 billion in the reporting year (+ 3.0 %). The Galaxus Group's result reflects the continuing strength of the online business. With growth of + 17.6 % to CHF 2.898 billion, the online retailer improved its sales for the 23rd time in succession. Two other companies that continue to perform well are Denner (sales growth of + 0.1 % to CHF 3.839 billion) and migrolino (+ 0.4 % to CHF 787 million). Migrol, on the other hand, saw its sales slide to CHF 1.377 billion (- 9.7 %) due to a fall in volumes and lower oil prices. Ex Libris increased its sales slightly to CHF 121 million (+ 3.1 %).

The **strategic business unit Migros Industrie** generated consolidated sales of CHF 6.242 billion (+ 2.3 %) in 2024. With its industrial companies, Migros is one of the biggest producers of own-brand products worldwide, also supplying many third-party customers in Switzerland and abroad with its products. Sales increased in all channels, although the strong franc meant that international sales only just managed to remain steady against the previous year. The product margin remained at the previous year's level as a result of various, and in some cases countervailing, effects from raw materials prices and exchange rates. After 2023, in which one-off effects placed a drag on the operating result, EBIT developed positively in 2024.

In the **strategic business unit Travel**, consumer sentiment has become more cautious and price wars have intensified. Volume business has declined. In addition, political crises in key destinations and uncertainty regarding the process for the disposal of the Hotelplan Group had a negative impact on business. Nevertheless, net sales increased to CHF 1.782 billion (+ 3.0 % on previous year). The operating result fell by CHF 4 million to CHF 23 million.

The activities grouped together under the **strategic business unit Health** increased sales by + 19.8 % to CHF 1.545 billion. Additional purchases and organic growth also contributed to this trend. Medbase Group generated sales of CHF 1.298 billion (+ 26.1 %). The Zur Rose companies, which are integrated into the area of Wholesale & Online Services, generated sales of CHF 722 million. However, the growth trajectory of the previous year was also continued in the three hitherto business units, namely medicines, pharmacies and dentistry. In the area of fitness, movemi increased its subscription numbers and consequently recorded sales growth of + 13.1 % to CHF 219 million. The sale of MiSENSO and the closure of Bestsmile have had a negative impact on the result.

D.2. Income trend of Financial Services

Total income in the Financial Services sector amounted to CHF 1.355 billion in the reporting year (+ 6.9 %), with interest revenue of CHF 1.039 billion or 76.6 % constituting the main share of this figure. Income from financial services business totalled CHF 1.340 billion (+ 7.5 %), with costs of CHF 542 million (+ 25.9 %). Net income from financial services decreased from CHF 816 million to CHF 798 million (- 2.2 %). The operating result fell by CHF 34 million to CHF 342 million.

E. Balance sheet of Migros Group

The Financial Services sector has had a considerable impact on the balance sheet of Migros Group. Compared with the previous year, the balance sheet total rose by CHF 1.586 billion to CHF 82.021 billion, due in particular to the increase in cash and cash equivalents as well as mortgages and other customer receivables. Customer deposits and liabilities as at 31 December 2024 amounted to 54.8 % (previous year: 53.3 %).

E.1. Balance sheet of the Retail and Industry sector

At CHF 22.393 billion, the balance sheet total for the Retail and Industry sector as at 31 December 2024 was below the level of the previous year (- 6.9 % / CHF - 1.659 billion).

Cash and cash equivalents decreased by CHF 1.030 billion to CHF 983 million.

The carrying amount of fixed assets decreased by CHF 33 million against the previous year to CHF 11.706 billion. During the past financial year, companies in the Retail and Industry sector invested a total of CHF 1.452 billion (previous year: CHF 1.398 billion).

Intangible assets amounted to CHF 892 million as at 31 December 2024 (previous year: CHF 981 million).

The balance sheet structure of the Retail and Industry sector remains very healthy. Net financial assets stood at CHF 1.155 billion on 31 December 2024 (previous year: CHF 561 million). Equity (including minority interests) increased by CHF 119 million to CHF 17.621 billion and corresponds to 78.7 % (previous year: 72.8 %) of the balance sheet total.

E.2. Balance sheet of the Financial Services sector

During the reporting year, cash and cash equivalents increased by CHF 1.339 billion to CHF 9.131 billion. Mortgages and other customer receivables increased by CHF 636 million on the previous year to CHF 50.533 billion (+ 1.3 %).

On the liabilities and equity side, liabilities due to banks increased by CHF 274 million to CHF 771 million. Customer deposits and liabilities rose by CHF 923 million to CHF 45.277 billion (+ 2.1 %).

Due to the positive result for the year, the bank once again managed to strengthen its equity base. As at 31 December 2024, the bank's equity amounted to CHF 5.165 billion.

F. Cash flow statement of Migros Group

The cash and cash equivalents of Migros Group stood at CHF 9.844 billion as at 31 December 2024 and increased by CHF 1.189 billion (31 December 2023: CHF 8.656 billion).

The cash inflow from operating activities amounted to CHF 1.931 billion (previous year: cash outflow of CHF –1.630 billion). This increase can be attributed in particular to the increase in customer deposits and liabilities. In 2024, investments in fixed and intangible assets totalled CHF 1.500 billion, compared with CHF 1.458 billion in the previous year. A total of CHF 31 million (previous year: CHF 310 million) was spent on the acquisition of subsidiaries/business operations and other associated companies. Sales of subsidiaries resulted in a cash inflow of CHF 4 million in the reporting year.

The cash inflow from the issuance/repayment of long-term and medium-term bonds/mortgage-backed loans amounted to CHF 637 million (previous year: CHF 1.318 billion). A cash outflow of CHF 2 million (previous year: CHF 49 million) resulted from the acquisition of minority interests. Financing activity resulted in a total cash inflow of CHF 351 million (previous year: CHF 1.240 billion).

F.1. Cash flow statement of the Retail and Industry sector

At the end of 2024, cash and cash equivalents of the Retail and Industry sector came in at CHF 983 million, representing a decrease of CHF 1.030 billion (previous year: CHF 2.012 billion).

In the reporting year, cash inflows from operating activity stood at CHF 1.490 billion (previous year: CHF 372 million). The increase in operating cash flow can be attributed to the increase in receivables due from banks in the previous year, with corresponding funding requirements of around CHF 1.333 billion, which were reduced slightly in the reporting year (CHF –64 million).

The cash outflow from investment activities came to CHF 944 million in the reporting year (previous year: CHF 1.871 billion). The sale of fixed asset securities resulted in a total cash inflow of CHF 270 million (previous year: cash outflow of CHF –322 million). The highest investment volumes were in the Cooperative Retailing (CHF 873 million), Migros Industrie (CHF 305 million) and Commerce (CHF 197 million) segments.

Financing activity resulted in a cash outflow of CHF 1.573 billion in the reporting year (previous year: CHF 109 million). The decrease is due to the changed financing strategy within the Federation of Migros Cooperatives, particularly the transfer of the company savings bank (staff investment accounts) to Migros Bank.

F.2. Cash flow statement of the Financial Services sector

At the end of 2024, cash and cash equivalents of the Financial Services sector amounted to CHF 9.131 billion, which represents an increase of CHF 1.339 billion on the previous year (CHF 7.793 billion).

The cash inflow from operating activity stood at CHF 848 million (previous year: CHF –923 million). The increase in mortgages and other receivables was less pronounced compared with the previous year. At the same time, customer deposits increased sharply compared with the previous year.

CHF 48 million was invested in extending the bank's infrastructure (previous year: CHF 60 million). Fixed asset securities of CHF 99 million were acquired during the reporting year (previous year: cash inflow from sale of CHF 67 million). Overall, a cash outflow of CHF 147 million resulted from the investment activities in the reporting year (previous year: cash inflow of CHF 7 million).

Financing activities resulted in a cash inflow of CHF 637 million (previous year: CHF 1.309 billion). This decrease compared with the previous year's value is due on the one hand to the issuance of fewer medium-term bonds and mortgage-backed loans and on the other hand to long-term bonds amounting to CHF 350 million issued in the previous year.

G. Value-oriented management as basis for creating added value

Value-oriented management is a recognised form of corporate financial management. For all companies, regardless of what they do, how big they are or what their legal form is, it is of central importance that they are oriented to the creation of value added. Migros applies a model of value-oriented management specifically adapted to Migros Group as a basis for its financial management. Its basis is that Migros Group has to act just like any other company with regard to creation of value added and efficiency. The paramount objective for Migros here is to guarantee long-term success by means of sustained value added. To achieve this, differentiated targets are set for the various corporate sectors. Migros therefore differs from capital market oriented businesses in its use of the value created. The financial values created are made available to customers, to secure jobs, for the Culture Percentage or for long-term investments in major projects. Further information about this may be found in the Statement of Value Added.

The concept applied, and its methodology, are not intended solely to strengthen the notion of value added; they also improve the quality and transparency of decisions and ensure the availability of relevant financial information. This means that Migros can focus more on the sustained implementation of its corporate strategy and on greater integration of strategic, financial and investment planning. Annual results, budgets and plans are assessed on the basis of established targets and new projects evaluated accordingly. Sector-specific evaluations with differentiated targets also enable Migros to carry out a radical evaluation of its activities and risks, showing the value added by the corresponding sectors or projects. Key variables such as appropriate returns, growth and creation of value added are therefore a component of operations and strengthen Migros' influence in an increasingly competitive market environment. Accordingly, the key concept of value-oriented management and a positive focus on greater attractiveness are ever-present considerations.

H. Risk management and Internal Control System (ICS) in Migros Group

H.1. Risk management and Internal Control System (ICS) in the Retail and Industry sector

H.1.1. General risk management

Migros Group operates a comprehensive risk management system across all companies of Migros Group. The Board of Directors of the Federation of Migros Cooperatives is responsible for the way this system is structured. It defines the underlying conditions of the risk management activities within Migros Group and ensures that risk assessments are conducted in a timely and appropriate manner.

Using systematic risk analysis, the Boards of Directors and the Management of the individual companies identify the main risks and assess them in terms of the likelihood of occurrence and financial effects. These risks are prevented, reduced or passed on by using suitable measures that have been decided upon by the Boards of Directors. Risks borne by the company are rigorously monitored. Risks in business processes affecting the financial reporting are reduced by the Internal Control System.

The companies of the strategic business units Cooperative Retailing, Commerce, Migros Industrie and Travel are active in many markets and are thus also exposed to different risks. The results of the risk assessments of the individual companies are therefore summarised and grouped by strategic business units (bottom-up view). The departmental managers carry out an overall risk assessment for their respective strategic business unit (top-down view).

The Board of Directors of the Federation of Migros Cooperatives is regularly informed about the risk situation in Migros Group and the strategic business units by the Executive Board. Based on this information, the Board of Directors will assess the influence of the main risks on the strategic business units and will consequently decide on further measures.

Internal auditing also performs a monitoring and control function. As it operates independently of operational activities, it is able to identify any weaknesses in the risk management system and the Internal Control System, and to take measures to improve the effectiveness and efficiency of the monitoring and control processes.

The risk management process is integrated into the annual strategy and financial planning process. The results of the risk assessment are appropriately considered during the annual analysis of the corporate strategy.

H.1.2. Financial risk management

As a result of its operating activities, the Retail and Industry sector is confronted with financial risks caused by a change in interest rates, exchange rates and the price of raw materials and fuel. In order to limit these financial risks, original and derivative financial instruments are used to hedge against risks from arranged and planned transactions. Internal guidelines determine the required scope, competencies and controls. Financial instruments are entered into only with contractors of sound standing. The limits set for counterparties for this purpose and the utilisation of such limits are consistently monitored and reported.

Exchange rate risks originate from the purchase of commodities, raw materials and services from abroad, as well as to a limited extent from international activities in the segments Cooperative Retailing, Commerce, Migros Industrie and Travel. Each entity defines its maximum foreign currency exposure from which it defines its hedging requirement. The individual enterprises enter into hedging relationships with the Treasury department of the Federation of Migros Cooperatives. The Treasury department of the Federation of Migros Cooperatives is responsible for hedging against foreign currency exposure in the market in different currencies used by the Retail and Industry sector. The main currencies are the euro and US dollar. The main hedging instruments used are foreign exchange forwards and swaps. The individual companies report their foreign currency exposure on a regular basis to the Treasury department of the Federation of Migros Cooperatives, which generates the foreign exchange exposure or foreign exchange risk of the Retail and Industry sector from these figures.

As most of the liquidity and financing of the Federation of Migros Cooperatives is centralised, the interest risk can be centrally monitored and controlled. Because of the volatility of market interest rates, other interest-bearing financial investments as well as lending are exposed to an interest rate risk that may have negative effects on the net worth and earnings. The interest rate risk is monitored with a simulation calculation and, where necessary, controlled with interest rate swaps.

Migros also buys a limited amount of equities to maintain liquidity. Share price fluctuations consequently have a direct effect on the result. In this regard, care is taken to ensure that equity investments based on markets, securities and sectors are diversified in a reasonable manner. Loss of value risks are reduced by analyses before the purchase and by the regular monitoring of the investments' performance and risks.

Raw material price risks result from the planned purchase of raw materials such as coffee and cacao, heating oil, diesel and fuel. Where possible, price increases are passed on to customers. In order to limit the effects of raw material and energy price fluctuations, swaps and futures are sometimes also used for hedging against risks for a period of up to 18 months.

Financial risk management helps to maintain a strong balance sheet and healthy balance sheet ratio. These activities are based on a conservative approach that places the strategic financial targets of "flexible and adequate cash flow" and "minimisation of risk" before the "achievement of a maximum return".

H.1.3. Insurance risk management

Insurance cover for the Retail and Industry sector is provided by the Group's own insurance and by contracts with private insurers and public law insurance institutions. Based on the actual risk situation, the potential damage and the criteria of the likelihood of occurrence and extent of damage, it is generally decided whether a risk is to be self-financed, i.e. covered by the Group's own insurance, or whether it is to be covered externally, i.e. passed on.

The insurance department of the Federation of Migros Cooperatives acts as an in-house insurance broker with insurance companies. Having group contracts means, first, that the insurance cover available is very comprehensive and extensive, and, second, that the amounts covered are high. This also ensures that all companies of the Retail and Industry sector have the best insurance

cover available, at reasonable premiums.

To cover property risks (fire, storm and tempest, theft and burglary, water, EDP, machinery), the FMC operates an internal insurance scheme, whereby it bears common risks itself, up to a certain total amount. Major risks and risks of disaster are covered by a group policy and an excess of loss contract.

For all businesses that are part of the Retail and Industry sector, insurance cover exists for employer's and product liability risks under a basic contract and various excess contracts. Here, too, the Federation of Migros Cooperatives operates an internal insurance scheme, i.e. the company bears losses up to a certain amount per event and per year itself.

Transportation risks for imports and exports are covered by an own insurance solution. Claims for damages or loss which exceed the deductible are covered by a separate group policy.

Group vehicle fleet insurance covers mandatory third-party liability insurance and comprehensive risks which have been specifically requested.

For companies not subject to SUVA (the Swiss accident insurance fund), accident insurance has been concluded with private insurance companies (cover in accordance with the Swiss Accident Insurance Act UVG and in some cases supplementary insurance).

Sickness allowance insurance solutions are likewise concluded with private insurance companies.

Special risks such as new construction/conversion projects, etc. are covered by separate policies depending on the risk situation and the extent to which they warrant insurance.

For losses in the area of insurance for own account of the relevant insurance sectors, corresponding provisions are made on outstanding losses.

The insurance department carries out its own risk engineering activities in order to determine maximum loss scenarios. At the same time, the businesses are given support in implementing risk improvements, especially in the area of fire safety. Thermographic testing is conducted on a regular basis, in addition to loss prevention measures.

H.1.4. Tax and VAT risk management

The management of tax risks is an integral part of tax planning. Tax risks are thus those uncertainties that could have negative effects for the company in the various types of taxation. In case of associated risks (tax legislation and tax practices), process risks (correct fiscal handling of different circumstances and transactions) and information risks (tax evaluation based on uncertain assumptions), risks are recorded, measured and appropriate action taken, where necessary.

H.1.5. Risk management of legal cases

The annual risk assessment within the Retail and Industry sector has shown that the sector is not involved in any court or arbitration proceedings as plaintiff or defendant that could have a considerable negative effect on the economic situation. Also, no administrative proceedings exist that could have a considerable adverse effect on the economic situation of the sector.

Like all companies of a certain size, businesses of the Retail and Industry sector will face third-party claims. Provisions are set up for such claims, as far as is allowed in accordance with Swiss GAAP FER. The sector also enjoys extensive insurance cover, where this makes economic sense.

H.1.6. Internal Control System (ICS) in the Retail and Industry sector

The ICS in the Retail and Industry sector has a conceptual and uniform structure and encompasses the levels of Company – Processes – IT. The decisive concept describes the technical and organisational nature of the ICS and is used by all businesses within this division. In compliance with the statutory regulations of Article 728a of the Swiss Code of Obligations, the Retail and Industry sector has defined the goals to be fulfilled by the ICS as follows: reliable data quality and data consistency – reliable financial reporting – compliance with applicable laws and regulations – protection of assets – efficiency of operation. The aim is to achieve ICS level 3 (1 being the lowest level and 5 the highest level), at which controls are defined, are in place, and are documented and communicated to the parties involved. Deviations from the standard are generally detected and corrected. The ICS is uniformly based on the COSO model and is risk focused. High and regularly occurring medium risks defined by a risk matrix (frequency of occurrence/ extent of

damage) are minimised by checks. The aim is to cover the following risks in particular: economic performance risks of the five to seven most important business processes – personnel risks – IT and financial risks as well as other relevant risks. The ICS can only cover risks specific to the company and sector as well as risks relating to corporate strategy to a limited extent. The Board of Directors has overall responsibility for the ICS; the Management is responsible for the operation and monitoring of the system. An ICS Manager has been appointed for each business, ensuring the operation of the system and reporting, at least once a year, the existence and functioning of the ICS to the Management and the Board of Directors.

H.2. Risk management and Internal Control System (ICS) in the Financial Services sector

H.2.1. General risk management

Because of their special operating activities, banks have to comply with comprehensive regulatory provisions concerning risk management, as stipulated in particular by banking legislation and circulars of the Financial Market Supervisory Authority. Quantitative regulations refer, in particular, to minimum levels of equity capital, liquidity provisions and risk distribution.

The Board of Directors is responsible for regulating, establishing and monitoring an effective risk management system as well as for managing overall risks. To this end, it approves the risk management principles and the risk tolerance requirements for the respective risk categories on an annual basis. The Board of Directors is also responsible for creating both a suitable risk and control environment and an effective Internal Control System (ICS). In addition, the Board of Directors deals with and approves transactions which have a high level of financial exposure, pose particular risks in terms of business policy, or have particular impacts on the reputation of Migros Bank. A detailed and comprehensive risk assessment is also conducted by the Board of Directors each year.

The risk tolerance requirements of the Board of Directors can be further operationalised through subordinate risk tolerance requirements of the Management. In order to limit risks, Migros Bank uses both qualitative and quantitative risk tolerance requirements in the form of risk limits.

The Management is responsible for operating activities and for managing the bank in line with the business strategy, risk policy and the requirements and decisions of the Board of Directors. In particular, it maintains the way in which risks and controls are organised, ensures the implementation in operating terms of an effective ICS and introduces operating provisions for the identification, assessment, control, management, monitoring and reporting of the individual risk categories through the enactment of corresponding directives.

The Risk & Finance Committee, chaired by the Chief Financial Officer (CFO)/Chief Risk Officer (CRO), supports the Management in designing and implementing the risk management process. The Committee is comprised of members of the Management and first and second line representatives. The Risk & Finance Committee is responsible for monitoring and controlling market, credit, liquidity, operational, compliance and legal risks at the level of the bank as a whole.

Risk management at Migros Bank is organised based on the three line model. The risk-taking functions (first line) and the independent risk control functions (second line) are separated in organisational terms. Direct responsibility for internal auditing (third line) lies with the Board of Directors.

The first line contains all income-oriented units responsible for costs and income based on the risks assumed. These units are responsible for actively identifying and managing their risks on an ongoing basis as well as for ensuring that legal, regulatory and internal performance targets and customary market standards are met.

The second line consists of independent risk control functions which are not income-oriented, namely the Risk Control and Compliance units. Headed up by the Chief Risk Officer (CRO), who is a member of the bank's management team, the risk control functions systematically monitor compliance with legal, regulatory and internal provisions and limits, conduct an independent assessment of the activities, processes and control measures carried out by the first line and report on these matters to the Board of Directors and the Management.

Every quarter, a comprehensive risk report is submitted to the Board of Directors, informing it about the developments of risks and the compliance with specific risk tolerance requirements. In carrying out their duties, the risk control functions have an unrestricted right to information, access and inspection as well as direct access to the Board of Directors. Internal auditors make up the third line of risk organisation at Migros Bank. They are appointed by the Board of Directors and provide the latter with support in discharging its statutory supervisory and control duties.

H.2.2. Financial risk management

Financial risks primarily cover credit, liquidity and market risks and relate to potential negative changes to Migros Bank's own positions. Migros Bank has always pursued a restrained and somewhat balanced risk policy. Security and the assessment of risks are of utmost importance for its activities and serve as the principle for all decisions relating to risk culture, risk strategy and risk processes. Risks are always in appropriate proportion to generated income. Risks are limited with the aid of targeted principles, operational risk management provisions and comprehensive risk tolerance requirements in order to protect the bank against unexpected losses.

Credit risks comprise risks of financial losses resulting from credit transactions. Financial losses may arise if customers or counterparties either do not meet contractual obligations that are due from loans, trading activities or other payment undertakings, or fail to do so in a timely manner. Detailed internal guidelines determine the competencies graded by credit type and level of authority.

Credit commitments are represented using a credit rating model. It takes qualitative and, in some cases, quantitative elements into consideration for customers who are required to keep accounts and their business-specific collateral. The credit rating that is calculated is an essential element in decisions as to whether to grant credit. For business customers, the credit ratings of commercial clients and real estate companies are reviewed annually. In the mortgage business with private individuals, a coverage rating procedure is used that is based on the value of the loan and the type of property. The period after which credit checks are carried out in the mortgage business varies depending on the quality of the coverage ratio, the personal contribution and the type of cover. The rating model ensures that the credit commitment is managed commensurate to the risk involved.

Credit transactions are generally secured, with most loans being secured by charges on land or by private finance for housing construction. Credit allocation is based on cautious lending limits and on current valuations of the properties to be mortgaged. The corresponding collateral is well diversified throughout Switzerland. For residential mortgages, sustained affordability is assessed on the basis of a cautious, imputed rate of interest corresponding to a long-term average interest rate.

The liquidity risk is the risk that contractual and conditional payment obligations can no longer be serviced on time in full and in the respective currency despite adequate capitalisation. To counter this risk, Migros Bank's liquidity management ensures that the bank has sufficient liquidity at all times to meet its payment obligations on time. To this end, Migros Bank holds and manages a liquidity reserve consisting of freely disposable, highly liquid and diversified assets. Access to the Swiss repo market also allows available financial assets to be quickly used for collateralised borrowing through repo transactions.

The amount of liquidity reserves held is continuously monitored and assessed with regard to potentially increased liquidity requirements in the event of stress and to the risk tolerance requirements derived from these. Migros Bank also maintains a comprehensive liquidity emergency plan to deal with short-term liquidity squeezes and liquidity emergencies.

In addition, Migros Bank strives to attain a stable and sufficiently diversified financing structure across all sources of financing, maturities and counterparties. As well as stable customer deposits, Migros Bank also relies on money and capital market refinancing and mortgage-backed loans. These instruments enable Migros Bank to actively manage its financing structure and ensure stable refinancing of its business activities over the long term.

Market risks in the trading ledger are losses that may arise on securities and derivatives held by the bank without the intention of permanent exposure due to adverse changes, particularly to share prices, interest rates, levels of volatility or exchange rates. Special software is used for the systematic measuring, control and monitoring of these risks. Risk tolerance requirements and corresponding market risk limits restrict the trading ledger volume, which is assessed using the mark-to-market method. Scenario analyses are produced periodically and earnings with profit and loss figures are recorded daily and communicated to the responsible competence parties.

Market risks in the banking book primarily concern the risk of interest rate changes. Managing this risk is a key element of Migros Bank's asset and liability management. Interest rate changes can have a major impact on the economic value of assets, liabilities and off-balance sheet positions (present value perspective) as well as on the periodic net interest income or loss (earnings perspective). Special software is used for the centralised, systematic measuring, control and monitoring of interest risks in the banking book from both a present value and an earnings perspective. In addition, effects on the balance sheet structure, value and income are recorded and compared on a monthly basis. As well as capital market transactions and other balance sheet structure measures, Migros Bank also uses derivative financial instruments (in particular interest rate swaps) to manage its risk exposure. The effectiveness of hedges undertaken is regularly reviewed.

H.2.3. Management of non-financial risks

Operational risks cover the risk of a financial loss caused by the inappropriateness or failure of internal processes, people or systems, or due to external events. In contrast to financial risks, operational risks are not taken on an active basis. Such risks arise instead as a result of normal business operations. Specific guidelines for minimising operational risks are contained in general instructions issued by the bank, in control instructions and in codes of conduct. For the staff and management personnel concerned, these are also expressed in process guidelines which have the character of instructions. Responsibility for managing and, in particular, identifying and preventing operational risks lies primarily with the executive officers themselves in their area of responsibility and activity. These persons must guarantee that operational risks in their area of responsibility are identified, assessed, managed and controlled. At the level of the bank as a whole, the focus is on continuing processes that are business-critical.

For the sectors and functions concerned, the continuation of banking operations is safeguarded in organisational terms within the framework of Business Continuity Management (BCM). A functioning crisis management system is key to managing incidents and guarantees a structured and controlled response in the event of a crisis. The Migros Bank crisis unit is responsible for managing crisis situations efficiently and professionally. The duties, responsibility and competencies of the crisis units are clearly defined. The crisis unit is given regular training in crisis management and communication. Exercises are conducted on a periodic basis to ensure that the crisis unit is able to operate and that precautionary measures are up-to-date.

H.2.4. Management of legal and compliance risks

Legal and compliance risks comprise risks which are caused by non-compliance with or breaches of laws, regulations, provisions, agreements, prescribed practices or ethical standards and which can subsequently lead to legal or regulatory sanctions or restrictions, to the cancellation of contracts, to fines and financial losses for the bank or to reputational damage.

All of the bank's units and executive officers are subject to legal and compliance risks in connection with their work. In order to ensure ongoing compliance with relevant legal and regulatory provisions, the bank has an appropriate system of directives in place. In order to prevent legal risks in transactions with customers and business partners, standardised contractual documents are used, where possible.

The preventative tasks of the Legal Services function therefore also include the legal assessment of new products and contracts. The priority of the Legal Services department is to defend the interests of the company against those of third parties in the event of legal disputes. It conducts and assists with legal proceedings, represents the bank in court and before authorities and third parties, supports bank projects with regard to legal matters, and examines, drafts or negotiates contracts with third parties. Legal Services also looks after and maintains contracts with customers and coordinates contact with external lawyers and specialists that are consulted.

The Compliance function supports all of the bank's units in complying with the legal standards, regulations and ethics that apply to it. This support generally consists of identification, assessment, advice, monitoring and reporting with regard to legal, reputation and loss risks resulting from an infringement of regulatory and legal provisions and ethics. Compliance notifies the Management and, if necessary, the Board of Directors of any major infringements of internal directives in a timely manner. A specialised software solution is used for monitoring and complying with money laundering regulations. The solution identifies unusual inflows and outflows of assets, as well as deviations from customer transaction patterns, and forwards these to the responsible persons for processing. Responsibilities and measures for complying with the Obligation of Due Diligence of

Banks (VSB) have been clearly defined. The implementation is monitored by the Compliance function at regular intervals.

The Legal Services and Compliance functions submit a comprehensive quarterly report about pending or impending legal disputes and any regulatory infringements to the Risk & Finance Committee. If necessary, respective provisions are made for such legal cases.

H.2.5. Management of sustainability risks

Migros Bank defines sustainability risks both as potential negative effects of activities conducted by Migros Bank in environmental, social or governance (ESG) areas and the financial and non-financial effects of these areas on Migros Bank in terms of double materiality. From an inside-out perspective, the effects of business activities on society and the environment include the assessment of the environmental impacts stemming from financing and investment activities, social responsibility with regard to customers, employees and communities, as well as compliance with ethical principles and legal provisions. From an outside-in perspective, Migros Bank considers the (potential and actual) effects of sustainability factors, the occurrence of which could have an actual or potential adverse impact in material terms on the value of financial products and services, and thus on the bank's assets, finances and income as well as its reputation.

The implementation of the principles established by the Board of Directors with regard to sustainability risks is prescribed by the Management in internal directives. In so doing, Migros Bank takes into account national and international standards as well as the relevant legal and regulatory requirements on dealing with sustainability risks.

Migros Bank established the process in order to identify, assess, control, manage, monitor and report on sustainability risks as part of the integrated risk management process in place throughout the bank. As part of the overall risk assessment, the process should evaluate, in particular, risk implications for both the loan and asset portfolios and for the operating business.

H.2.6. Internal Control System (ICS) in the Financial Services sector

The Internal Control System (ICS) of Migros Bank is geared towards safeguarding the effectiveness and efficiency of operational processes and controls, fulfilling compliance requirements and controlling the risks within the risk tolerances stipulated by the Board of Directors. Its activities extend beyond merely carrying out checks and efficacy evaluations. In particular, it encompasses planning and control elements and activities, appropriate risk management and compliance processes as well as control bodies corresponding to the risk profile. The ICS thus plays a crucial role in guaranteeing the stability, integrity and accountability of Migros Bank and, as such, is an integral component of risk management.

The basic features of the ICS comply with the respective regulatory provisions of the circulars 2017/1 "Corporate governance – banks" and 2023/1 "Operational risks and resilience – banks" published by the Swiss Financial Market Supervisory Authority (FINMA).

The control measures within the scope of Migros Bank's ICS include both organisational safeguards and controls. Organisational safeguards ensure that specific processes are implemented or carried out correctly. Furthermore, such safeguards may be integrated into the organisation's structure and procedures. Key safeguards include regulations concerning delegation, training courses for employees, separation of roles and responsibilities, and the adequate involvement of independent control functions in the development of new business areas and products.

The purpose of controls in the strict sense of the term is to monitor the bank's business processes, reduce the likelihood of errors in workflows and detect errors that have occurred. Controls include process-integrated controls (process controls), management controls and effectiveness controls.

The control functions, namely the risk control and compliance function, implement the control standards in line with the control principles stipulated by the Board of Directors and review the effectiveness of control measures. In this regard, the effectiveness of the control measures, including the key controls used to manage and monitor significant inherent and residual risks, is assessed by means of systematic control tests.

I. Statement of value added

CHF million	Retail and Industry sector ¹	
	2024	2023
ALLOCATION		
to employees	6'319	6'075
to culture / social (culture percentage)	121	121
to lenders	18	30
to public sector	1'060	1'039
↳ taxes	29	21
↳ value-added taxes	219	215
↳ customs duties / fees / fiscal charges	812	803
to the company (self-financing)	136	-136
Net value added	7'653	7'129

¹ Unaudited; before consolidation of transactions between the two sectors.

The **statement of value added of Migros Group** in the Retail and Industry sector shows the **added value created for society** by the Group. The aim of the Group is to create sustainable value added by striving for future-oriented management of available resources that will safeguard the future of the business, secure jobs and guarantee public-sector contributions.

At 82.6 %, personnel costs account for the lion's share of value added. They increased by 4.0 % in comparison with the previous year, due in part to the wage increase granted at Migros Group. The Retail and Industry sector has 96'793 employees (previous year: 97'217).

Contributions to **Migros Culture Percentage**, a voluntary commitment by Migros in the areas of culture, society, education, leisure and business, amounted to 1.6 % (previous year: 1.7 %) of the value added. They help make cultural and social benefits accessible to a broad public. Additional benefits were also provided under the Migros Pioneer Fund and Aid Fund.

Lenders received 0.2 % (previous year: 0.4 %) in the form of interest during the reporting year. The Group's unchanged sound financial situation means that there was no material change compared to the previous year.

The **public sector** received 13.8 % (previous year: 14.6 %) in taxes, customs duties and fees. In net terms, the public sector has received a higher level of contributions than in the previous year.

The Group secures its **continuation as a going concern** and guarantees **innovation** by consistently aligning the value chain to dynamic market trends. Realising adequate profit serves both to achieve this goal, safeguard jobs and ensure that goods and services are passed on to customers on fair terms and conditions.

Finance Department

FMC consolidated financial statements 2024

	Page
FMC consolidated financial statements	24
Income statement of Migros Group	26
Balance sheet of Migros Group	27
Statement of changes in equity of Migros Group	28
Cash flow statement of Migros Group	29
Notes to the FMC consolidated financial statements	31
1. Information about Migros Group	31
2. Basis of preparation	31
3. Summary of significant accounting policies	33
4. Risk management	45
5. Critical accounting estimates and judgements	55
6. Segment reporting	56
Explanations to the income statement	59
7. Net income from the financial services business	59
8. Other operating income	60
9. Cost of goods and services sold	60

Page

10.	Personnel expenses	61
11.	Depreciation and amortisation	61
12.	Other operating expenses	62
13.	Financial income and cost	63
14.	Income tax expense	64
15.	Expenditure for cultural, social and economic policy purposes	65
16.	Discontinued operations	66
	Explanations to the balance sheet	67
17.	Cash and cash equivalents	67
18.	Mortgages and other customer receivables	67
19.	Trade receivables and other receivables	68
20.	Inventories	69
21.	Other financial assets	70
22.	Current asset securities	72
23.	Fixed asset securities	72
24.	Derivative financial instruments	73
25.	Investment property	74
26.	Fixed assets	75
27.	Intangible assets	77
28.	Other assets	79
29.	Other financial liabilities	79
30.	Trade payables and other liabilities	80
31.	Provisions	81
32.	Issued debt instruments	82
33.	Assets and liabilities from employee benefits	82
34.	Cooperative capital	85
	Further explanations	86
35.	Balance sheet maturities	86
36.	Operating leasing	87
37.	Off-balance sheet transactions	88
38.	Information about relationships with related parties	89
39.	Acquisition and disposal of subsidiaries and business operations	91
40.	Foreign exchange rates	94
41.	Events after the balance sheet date	94
42.	Scope of consolidation	95

Income statement of Migros Group

CHF million	Notes	2024	2023
Net revenue from goods and services sold		30'626	30'180
Other operating income	8	565	528
Income before financial services business		31'191	30'708
Income from financial services business	7	1'339	1'245
Total income	6	32'529	31'953
Cost of goods and services sold	9	19'061	18'928
Expenses of financial services business	7	531	413
Personnel expenses	10	6'584	6'328
Depreciation and amortisation	11	1'488	1'782
Other operating expenses	12	4'383	4'216
Earnings before interests and taxes		484	286
Finance income	13	36	0
Finance cost	13	-17	-28
Share of (loss) / profit from associates and joint ventures		3	3
Profit before income tax		506	261
Income tax expense	14	87	86
Profit Migros Group		419	175
Attribution of profit of Migros Group			
Profit attributable to members of the Cooperatives		419	185
Profit / (loss) attributable to minority interests		0	-10
Profit Migros Group		419	175

Balance sheet of Migros Group

CHF million	Notes	31.12.2024	31.12.2023
ASSETS			
Cash and cash equivalents	17	9'844	8'656
Receivables due from banks		1'182	995
Mortgages and other customer receivables	18	50'533	49'880
Trade receivables	19	1'015	1'099
Other receivables	19	366	340
Inventories	20	2'283	2'414
Other financial assets	21–24	1'797	1'795
Investments in associates and joint ventures		115	118
Investment property	25	310	380
Fixed assets	26	11'841	11'874
Intangible assets	27	955	1'030
Assets from employee benefits	33	1'183	1'205
Current income tax receivables		18	42
Deferred income tax assets	14	71	78
Other assets	28	506	529
TOTAL ASSETS		82'021	80'433
LIABILITIES AND EQUITY			
Payables due to banks		819	573
Customer deposits and liabilities		44'907	42'854
Other financial liabilities	29	219	1'753
Trade payables	30	1'478	1'841
Other liabilities	30	1'382	1'384
Provisions	31	524	277
Issued debt instruments	32	8'953	8'315
Liabilities from employee benefits	33	572	591
Current income tax payables		61	80
Deferred income tax liabilities	14	1'058	1'118
Total liabilities		59'973	58'787
Cooperative capital	34	23	23
Retained earnings		22'144	21'727
Currency translation differences		-78	-60
Equity attributable to members of Cooperatives		22'089	21'691
Minority interests		-40	-44
Total equity		22'049	21'646
TOTAL LIABILITIES AND EQUITY		82'021	80'433

Statement of changes in equity of Migros Group

CHF million	Notes	Attributable to members of the Cooperatives					Total
		Cooperative capital	Retained earnings ¹	Currency translation difference	Equity of the Cooperative members	Minority interests	
Equity as per 1 January 2023		23	21'588	-51	21'560	-38	21'522
Profit Migros Group		-	185	-	185	-10	175
Change in Cooperative capital	34	0	-	-	0	-	0
Currency translation difference		-	-	-8	-8	2	-6
Dividends paid to minorities		-	-	-	-	-2	-2
Changes in scope of consolidation / equity interest ²		-	-46	-	-46	4	-42
Equity as per 31 December 2023		23	21'727	-60	21'691	-44	21'646

¹ In retained earnings there is an amount of around CHF 11 million reserved for the Culture Percentage. Also see note 15.

² Changes due to modifications in shareholding interest, especially in Marq Labs group (+35%), ZRMB Marketplace LTD. and MBZR Apotheken AG (+49.9%) as well as in Sushi Mania SA (+20%)

CHF million	Notes	Attributable to members of the Cooperatives					Total
		Cooperative capital	Retained earnings ¹	Currency translation difference	Equity of the Cooperative members	Minority interests	
Equity as per 1 January 2024		23	21'727	-60	21'691	-44	21'646
Profit Migros Group		-	419	-	419	0	419
Change in Cooperative capital	34	-0	-	-	-0	-	-0
Currency translation difference		-	-	-19	-19	-0	-19
Dividends paid to minorities		-	-	-	-	-2	-2
Changes in scope of consolidation / equity interest ²		-	-1	-	-1	6	5
Equity as per 31 December 2024		23	22'144	-78	22'089	-40	22'049

¹ 2023: In retained earnings there is an amount of around CHF 14 million reserved for the Culture Percentage. Also see note 15.

² Changes due to modifications in the shareholding ratio especially at Médical Synergie SA and Smood SA through further successive acquisitions of minority interests

Cash flow statement of Migros Group

CHF million	Notes	2024	2023
Profit before income tax		506	261
Depreciation, amortisation and impairment (net)	11	1'488	1'782
Impairment of other financial assets (net)		3	25
(Profit)/loss from sale of non-current assets		-27	-18
(Profit)/loss from sale of fixed asset securities		-0	1
Profit from associates and joint ventures		1	-3
Increase/(decrease) provisions		247	56
Change to operating assets and liabilities			
↳ (Increase)/decrease receivables due from banks		-186	-958
↳ (Increase)/decrease mortgages and other customer receivables		-654	-1'098
↳ (Increase)/decrease inventories		132	219
↳ (Increase)/decrease other financial assets		-194	-2
↳ (Increase)/decrease other assets		103	-116
↳ Increase/(decrease) payables due to banks		274	-325
↳ Increase/(decrease) customer deposits and liabilities		784	-1'376
↳ Increase/(decrease) other liabilities		-407	-71
Paid income tax expense		-139	-8
Cash flows from operating activity		1'931	-1'630
Acquisition of fixed assets and investment property		-1'328	-1'295
Proceeds from sale of fixed assets and investment property		262	150
Acquisition of intangible assets		-172	-162
Proceeds from sale of intangible assets		3	9
Acquisition of fixed asset securities and loans		-965	-1'144
Proceeds from sale of fixed asset securities and loans		1'136	889
Acquisition of subsidiaries and business activities, net of cash acquired		-26	-294
Proceeds from sale of subsidiaries and business activities, net of cash disposed		4	-
Acquisition of associates and joint ventures		-5	-16
Proceeds from sale of associates and joint ventures		0	-0
Cash flows from investing activity		-1'091	-1'864

CHF million	Notes	2024	2023
Proceeds from issuance of long-term bonds		–	350
Repayment and repurchase of long-term bonds		–	–
Proceeds from issuance of medium-term bonds and mortgage-backed loans		637	968
Repayment of medium-term bonds and mortgage-backed loans		–	–
Increase / (decrease) of short-term payables due to banks		–8	–3
Increase / (decrease) of long-term payables due to banks		–21	–39
Proceeds / (repayment) from issuance of other short-term financial liabilities		–247	–40
Proceeds / (repayment) from issuance of other long-term financial liabilities		–6	54
Dividends paid to minorities		–2	–2
Increase in Cooperative capital		0	1
Reduction in Cooperative capital		–1	–1
Change in equity interests of controlling interests		–2	–49
Cash flows from financing activity		351	1'240
Changes in cash and cash equivalents		1'192	–2'254
Cash and cash equivalents, at beginning of year		8'656	10'925
Foreign exchange impact		–3	–16
Cash and cash equivalents, at end of year		9'844	8'656
Cash and cash equivalents include:			
Petty cash / postal accounts / bank accounts		9'779	8'612
Fixed-term deposits with an original maximum maturity of 90 days		66	44
Total cash and cash equivalents	17	9'844	8'656
Cash flows from operating activities include:			
Interest received		966	1'019
Interest paid		–278	–287
Dividends received		14	17
Cash flows from investing activities include:			
Government grants for assets		2	1

Notes to the FMC consolidated financial statements

1. Information about Migros Group

Migros Group (also referred to below as “the Group”, or “Migros”) is Switzerland’s largest retailer. Apart from Migros’ core business of Cooperative Retailing and Commerce (e.g. Denner, Digitec Galaxus), Group companies are active in various other business segments. For example, in the sector Migros Industrie (Migros own brands; e.g. Chocolat Frey); in other sectors, Migros provides financial (Migros Bank) and travel (Hotelplan Group) services. Migros is also actively committed to culture, society, leisure, education and the economy. The key activities of Migros Group are presented in the segment reporting in Note 6. Note 42 contains a list of Group companies.

The Federation of Migros Cooperatives (FMC) is a cooperative association as defined by Art. 921-925 of the Swiss Code of Obligations. The FMC, its affiliated Cooperatives, the companies that belong to them and the Migros foundations make up Migros Group. Its structure as a cooperative association means that Migros Group can be regarded as an economic entity under the integrated management of the FMC. The FMC consolidated financial statements are prepared with the aim of presenting the profit or loss, financial position and the cash flows of this economic entity.

The registered office of the FMC is at Limmatstrasse 152, 8005 Zurich (Switzerland).

The present FMC consolidated financial statements were approved by the Board of Directors on 13 March 2025 and are to be submitted to the Assembly of Delegates for approval on 22 March 2025.

The FMC consolidated financial statements are available in German, French and English. The German version takes precedence.

2. Basis of preparation

Conformity with Swiss GAAP FER

The present FMC consolidated financial statements have been prepared in conformity with the provisions of the law and with all the current guidelines of the Accounting and Reporting Recommendations (Swiss GAAP FER). In order to provide readers of the financial statements with additional transparency, Migros Group has decided to impose more stringent accounting and disclosure requirements in many areas than those required by Swiss GAAP FER. Accordingly, Swiss GAAP FER forms the basis for financial reporting which is as transparent, clear and reader-oriented as possible.

Critical accounting estimates and judgements

Preparation of the FMC consolidated financial statements in conformity with Swiss GAAP FER necessitates the use of accounting estimates and judgements that may affect the reported assets and liabilities, revenue and expenditure, and also the disclosure of contingent assets and liabilities in the reporting period. Although to the best of the knowledge and belief of the Management, these accounting estimates have been made on the basis of current events and possible future operations of Migros Group, the actual results ultimately achieved may differ from these estimated values. Areas that may incorporate a greater number of uncertain accounting estimates and judgements are clarified in Note 5.

Presentation according to decreasing liquidity

The financial services business contributes more than half of the balance sheet total of Migros Group. To take the characteristics of the financial services business and their significance into account, the Migros Group balance sheet is grouped by decreasing liquidity and not by current and non-current assets and current and non-current liabilities. Finance income and finance costs from the financial services business, together with the underlying cash flows, are presented as operational items. Finance income and finance costs of entities that are not involved in the financial services business are reported in finance income or finance expenses. The breakdown of the balance sheet by maturity is shown in Note 35.

Different reporting date

The financial year of Migros Group corresponds in principle to the calendar year. By way of variation, the Hotelplan Group is included on the basis of the subgroup financial statements of the Hotelplan Group as at 31 October. Interim financial statements have not been prepared. Significant transactions in the Hotelplan Group between 31 October and 31 December are taken into account in the Group financial statements. The reason for the different financial year of the Hotelplan Group is the tourism year, which follows the seasonal cycle of the travel business and is split into a summer and a winter business.

Changes to accounting policies

The FMC consolidated financial statements are based on all accounting and reporting recommendations which have been published and are to be applied as of 1 January 2024, insofar as these are relevant to Migros Group. The application and corresponding effects on Migros Group of the new and amended standards published at the time of the preparation of the FMC consolidated financial statements are listed below.

Changes to accounting policies as of 1 January 2024 and ongoing projects

The new recommendation Swiss GAAP FER 28 "Government grants" was adopted on 30 November 2021 and entered into force on 1 January 2024. Migros Group implemented this recommendation early, already applying it to the 2022 annual financial statements. Early application did not have any impact on the Group results. Furthermore, the revised recommendation Swiss GAAP FER 30 "Consolidated financial statements" was adopted on 24 May 2022 and also entered into force on 1 January 2024. The first-time application did not lead to a restatement.

Swiss GAAP FER 16 "Pension benefit obligations" has been in force since 2006 and was last revised in 2010. A review procedure for this recommendation began in September 2022 and was successfully completed in June 2023. The process for revising this recommendation was subsequently initiated, with a focus on the treatment of foreign pension plans and a critical examination of the disclosures relating to Swiss pension plans. The draft of the revised recommendation was released for consultation in November 2024. Adoption of the final version of the revised recommendation is expected to follow in autumn 2025.

3. Summary of significant accounting policies

The principal accounting policies applied in the preparation of these consolidated financial statements are set out below. These policies have been consistently applied to all the years presented, unless otherwise stated.

Basis for preparation

The FMC consolidated financial statements are presented in Swiss francs (CHF). All amounts and totals are rounded to the nearest million CHF, unless otherwise stated. The sum of the rounded individual values may therefore differ from the total shown. Amounts of less than CHF 0.5 million are shown as "0", and amounts which represent zero are shown as "-".

Consolidation policies

(a) Subsidiaries

Subsidiaries are fully consolidated if the FMC controls them. The FMC is assumed to have control if it holds the majority of the voting rights in a subsidiary, either directly or indirectly. Control can also be exercised if the FMC holds less than half of the voting rights but is able to make the key decisions (e.g. as a result of statutes, cooperation agreements, shareholder agreements, voting majority in supervisory and executive bodies, etc.).

Inter-company transactions, receivables and debts, plus unrealised gains/losses, are eliminated when the FMC consolidated financial statements are prepared. The company concerned is deconsolidated once Migros Group no longer exercises control.

(b) Joint Ventures

In a joint venture, two or more parties have shared control of a company on the basis of a contractual agreement. None of the parties have the option of controlling the joint venture. The joint venturers record their own share of the net assets as an equity interest and the following results in accordance with the equity method (cf. comments under (c) Associates).

(c) Associates

Associates are entities in which the FMC has a significant influence on the financial and business policy, which generally means a direct or indirect shareholding of between 20 % and 50 % of the voting rights. They are initially recognised at acquisition cost, and thereafter using the equity method. The goodwill paid for associates is included in the carrying amount of the investment concerned. The Group's share in the current gains and losses of associates is recognised in income and shown separately in the Group's statement of income. If the share in the losses is equivalent to or greater than the investment in the associate, no further losses are recognised unless further obligations exist in respect of these. Differences arising from the conversion of shares in associates in foreign currencies are recognised directly in the equity of the Group, under currency translation differences. Upon the acquisition of additional shares related to the attainment of control of associates, old shares are not revalued but instead are transferred at the current equity carrying amount.

(d) Minority interests and transactions with minority interests

The minority interests shown represent the share in the profit or loss, plus the net assets of subsidiaries that are not fully owned by the FMC. Minority interests are reported separately in the income statement and equity of the Group. Transactions with minority interests are recorded within equity as long as no loss of control is associated herewith. When control is lost, the corresponding gain or loss is recognised in income.

With regard to company acquisitions, the FMC has the option to acquire further shares. At the same time, the counterparties are given the right to sell. The prices of these buying and selling rights usually correspond to the fair value at the time they are executed. They are therefore not reported in the balance sheet.

Segment reporting

Information about operating segments is disclosed on the basis that it is applied for internal reporting to executive decision makers. Within Migros Group, the Executive Board of the Federation of Migros Cooperatives is the chief operating decision maker that allocates resources and assesses performance.

Foreign currency translation**(a) Functional and presentation currency**

Each subsidiary prepares its own financial statements in its functional currency, i.e. in the currency of the primary economic environment in which it operates. The FMC consolidated financial statements are presented in Swiss francs (CHF).

(b) Translation from transaction currency into functional currency

Transactions in foreign currencies are translated into the functional currency using the exchange rates prevailing at the dates of the transactions, or using monthly average exchange rates, provided these are a reasonable approximation thereof. Foreign currency profits and losses from such transactions and from the conversion to the functional currency of financial foreign currency positions at the balance sheet date are included in income.

(c) Translation of functional currency into presentation currency

The annual financial statements of all subsidiaries that are not prepared in CHF are translated into the presentation currency as follows:

Assets and liabilities at year-end rates (exchange rate on the balance sheet date) and income and expenses at average exchange rates for the year.

The resulting currency translation differences are recognised directly in equity under "currency translation differences".

Any currency translation difference arising from the sale of a foreign subsidiary is recognised in profit and loss as part of the disposal proceeds.

Goodwill and fair value adjustments to individual balance sheet items arising from the acquisition of a foreign entity are treated as assets or liabilities of the foreign entity, and translated from the functional currency into the presentation currency at the closing rate.

The procedure is the same for associates and joint ventures in foreign currencies.

Revenue recognition

Revenue comprises the fair value of proceeds received or due from the sale of goods and services. It is recognised net, after deduction of sales or value-added taxes, returns and rebates, plus deferrals of awards under customer loyalty programmes. Income is recognised when the amount can be reliably measured, when it is probable that the economic benefits associated with the transaction will flow to the entity, and when the specific conditions listed below have been satisfied.

(a) Income from retailing and sales of goods

Income from the retailing business is recognised, after taking income-reducing items into account, at the date of sale to the customer. Income from sales of goods is recognised in the income statement when the risks and rewards associated with the title to the goods have been transferred to the customer.

(b) Income from the travel business

Income from the travel business is recognised, after taking income-reducing items into account, at the date of performance (commencement of travel by the customer). Pure intermediary activities are recognised net based on the commission received.

(c) Income from financial services

Commission income and income from the financial services business are recognised on an accrual basis, as soon as the corresponding service has been provided. Interest income on mortgages and other customer receivables, and other financial assets are deferred on an accrual basis.

(d) Dividend income

Dividend income is recognised when the right to receive payment is established.

Payments from the Culture Percentage

Payments made as part of Migros Culture Percentage are a voluntary commitment by Migros in the areas of culture, social, education/training, leisure and economic policy, and are charged to other operating expenses. The financing of this item of expenditure is specified in the statutes and rules of the Cooperatives (incl. the FMC). The Cooperatives have undertaken to spend at least 0.5 % (FMC 0.33 %) of their retail sales – over a four-year average – on cultural, social and economic policy purposes. According to Swiss GAAP FER, shortfalls within the four-year period do not qualify as obligations and excess expenditure does not qualify as an asset. Provisions are thus only made for performance obligations towards third parties existing at the balance sheet date. Compliance with the stipulations of the statutes and rules is thus verified by the calculation of the so-called “Culture Percentage reserve”. The calculation highlights any shortfalls in Culture Percentage expenditure that has to be made up over the coming years. Note 15 contains further information about payments under the Culture Percentage and the Culture Percentage reserve.

Cash and cash equivalents

Cash and cash equivalents includes cash on hand, postal and sight deposits held at banks, and short-term highly liquid investments with a maximum original maturity of 90 days. These are measured at acquisition cost, i.e. fair value.

Receivables due from banks

Receivables due from banks include amounts due under money market investments and receivables from central banks and commercial banks with originally more than 90 days to maturity. Receivables due from banks are initially measured at acquisition cost, i.e. fair value plus external transaction costs that can be directly allocated at commencement. Receivables due from banks are subsequently measured at amortised cost, taking account of any deductions for impairment or uncollectibility.

Mortgages and other customer receivables

Mortgages and other customer receivables are loans by the financial services business that are granted directly to the borrower. Loans are recognised when the funds flow to the borrower. Receivables granted or acquired are initially measured at acquisition cost, i.e. fair value. Mortgages and other customer receivables are subsequently measured at amortised cost, taking account of any deductions for impairment or uncollectibility. They are entered in the balance sheet at nominal value, less any necessary value adjustments.

Mortgages and other customer receivables are reviewed at regular intervals for recoverability. Credit commitments are individually assessed, taking into account the personal circumstances of the borrower, such as their financial situation, payment record, existence of any guarantees, and if necessary the realisable value of any collateral. If there is objective evidence that the whole amount owed, according to the original contractual terms, or the corresponding consideration of a receivable will not be collected, an individual impairment loss will be recorded for the receivable at risk. Impairments of mortgages and other customer receivables are disclosed in Note 7 under the heading interest and commission expenses and impairment losses on the financial services business. On submission of a loss certificate, or if a waiver is granted, the receivable is derecognised and charged to the corresponding allowance account or directly to the income statement.

A default risk is inherent in every credit transaction. The value adjustments for inherent default risks are value adjustments for losses that have not yet been incurred on non-impaired receivables.

Value adjustments for inherent default risks are created on the following balance sheet items:

- Receivables due from banks
- Receivables due from customers (incl. personal loans and leasing loans)
- Mortgages
- Financial assets (debt instruments to be held to maturity)

The value adjustments for inherent default risks are assessed by means of a credit portfolio model used for risk management. The methodology for calculating value adjustments for inherent default risks is based on the measurement of the expected loss (EL). This is derived by multiplying the probability of default (PD) by the loss given default (LGD) and the exposure at default (EaD). Probabilities of default are estimated with the help of a comprehensive Switzerland-wide database and are based on the bank's credit rating. Receivables that are not considered to be at risk are taken into account when determining value adjustments for inherent default risks. Every credit claim is assigned to a rating class which is associated with a specific probability of default.

The model assumptions and criteria used to calculate value adjustments for inherent default risks are reviewed at least annually, taking into account the current risk assessment, and adjusted if necessary.

Trade receivables and other receivables

Trade and other receivables are initially measured at acquisition cost, i.e. fair value. They are subsequently measured at amortised cost, taking account of any deductions for impairment or uncollectibility. Impairments are recognised in other operating expenses. Receivables at risk of default are individually impaired. Receivables that are not individually impaired are impaired on a flat rate basis, based on empirical payments and corresponding maturity.

Inventories

Inventories are stated at the lower of purchasing or manufacturing cost and net realisable value. As a general rule, the valuation base used for inventories is the average-cost method. Costs include production overheads, based on normal utilisation of production capacities. Financing costs (including discounts) are not capitalised. The net realisable value is equivalent to the estimated selling price, less direct selling costs and finishing costs, if any.

Gains and losses arising from the maturity of cash flow hedges on purchased goods are transferred to inventory costs (concurrent with the entry of the hedged purchase).

Other financial assets

Migros Group classifies its other financial assets in the categories of “current asset securities”, “fixed asset securities” and “loans”. The classification depends on the actual purpose for which a financial asset is acquired, as well as on the time for which it is held. The Management makes the classification on acquisition and reviews it at each balance sheet date.

(a) Current asset securities

Financial assets in the category “current asset securities” include other financial assets held for trading purposes. These relate to interest-bearing securities and investment securities (shares), which have been acquired by Migros Group with the intention of selling them in the near term.

(b) Fixed asset securities

The category “fixed asset securities” comprises securities which Migros Group intends to invest on a longer-term basis.

(c) Loans

The category “loans” covers interest-bearing receivables from related foundations, public law institutions and other third parties with an original term of more than 90 days. It does not include mortgages and other customer receivables under the financial services business, or receivables due from banks.

Principles for recognising and measuring other financial assets:

All other financial assets with the exception of “loans” are recognised on the trading date on which Migros Group entered into the obligation to buy or sell an asset. “Loans” are recognised on the settlement date. Fixed asset securities and loans are initially measured at fair value plus external transaction costs. In the “current asset securities” category, transaction costs are recognised on acquisition as an expense in the income statement. Other financial assets are derecognised when the rights to receive payments from the other financial asset have lapsed, or if essentially all risks and income from the other financial asset have been transferred to a third party. Other financial assets in the categories “current asset securities” are subsequently measured at fair value, those in the category “fixed asset securities” and “loans” at amortised cost.

In the financial services business, premiums and discounts on debt instruments which are intended to be held to maturity are amortised in the income statement on a linear basis over the term in accordance with the so-called accrual method.

Gains and losses (realised and unrealised), including interest and dividend income from other financial assets in the category "current asset securities", are recognised in the income statement at the time they occur.

Exchange gains and losses, plus interest and dividend income on other financial assets, are recognised as follows: (a) in interest and commission income and (net) gains on financial instruments of the financial services business in the case of other financial assets of the financial services business, and (b) in finance income in the case of other financial assets of other business units.

Measurement of the fair value of quoted other financial assets is based on the official stock market price (bid price) achieved in an active market. A market is deemed to be active if transactions between knowledgeable, willing contracting partners who are independent of each other ("at arm's length transactions") regularly take place. If there is no active market, or in the case of unlisted other financial assets, a recognised measurement method is used. Recognised measurement methods include comparisons with recent market transactions, the fair value of other, essentially identical financial assets, as well as calculations of discounted cash flows and option price models.

At each balance sheet date, Migros Group assesses whether there is any objective evidence of permanent impairment of another financial asset or group of other financial assets. Examples of objective evidence of permanent impairment are substantial financial difficulties of the borrower; breach of contract, such as default or delay in interest or redemption payments; or financial redevelopment. In the case of "fixed asset securities", the following factors give rise to impairment: – a significant reduction in the fair value of at least 20 % below acquisition cost, or – a decrease in the fair value below acquisition cost that lasts over a period of two consecutive balance sheet dates.

If an impairment need is determined on the basis of this information, the loss as the difference between acquisition cost and current fair value is recognised in the income statement as an impairment loss. Reversals of impairments are recognised in profit and loss, up to a maximum of the acquisition cost.

Derivative financial instruments and hedge accounting

Migros Group uses derivative financial instruments to hedge foreign exchange, interest rate, commodity and energy risks. No derivative financial instruments are concluded for speculative purposes. Migros Group distinguishes between the following cases when applying hedge accounting: (a) hedging of the risk on the change in the fair value of an asset or liability recognised in the balance sheet (fair value hedge) or (b) hedging of the risk of fluctuations in cash flows in connection with an asset or liability recognised in the balance sheet, or the risk associated with a planned future transaction (cash flow hedge).

In the financial services business of Migros Group, interest rate swaps are used as instruments to hedge the risk of interest rate changes and – in connection with this – the fair value risk of fixed-interest items. In particular, the interest rate risk on mortgage receivables and other customer receivables in the financial services business is, where necessary, hedged by means of interest rate swaps at portfolio level.

Future sales of heating oil by Migros Group, which are exposed to a risk arising from changes in the fair value caused by changes in the market price, are hedged by commodity futures.

(a) Fair value hedge

Instruments to hedge the risk of the change in value of balance sheet assets are reported in the balance sheet and measured at each balance sheet date at fair value through profit and loss.

(b) Cash flow hedge

Hedges of future cash flows which are connected either with balance sheet assets or a future transaction (in particular purchases of inventories in foreign currencies) and which meet the requirements of hedge accounting are not entered in the balance sheet. Cash flow hedges are recorded in the income statement only when the transaction is executed and, as a result, at the same time as the underlying transaction matures. The fair value and contract volume are then disclosed accordingly (see Note 24).

At the inception of the transaction, Migros Group documents the relationship between hedging instruments and hedged risk, as well as its risk management objectives and strategies for each hedging transaction. The Group also monitors the effectiveness of the hedge both at hedge inception and on an ongoing basis.

(c) Derivative financial instruments that do not meet the requirements for a hedging transaction

Certain derivative financial instruments do not satisfy the requirements of a hedging transaction, even though they are used for hedging purposes as part of Migros Group's risk strategy. The fair values of these contracts are reported under current asset securities and the changes in their value are recognised in the income statement.

Investment property

Investment property is measured at acquisition cost or manufacturing cost. It is depreciated using the straight line method on the basis of its estimated useful life as follows and charged to the income statement:

Buildings	20 to 67 years
Fixed equipment	5 to 20 years

Mixed-use properties are classified as investment property or as fixed assets, depending on the degree of own use.

Fixed assets

Fixed assets consist of undeveloped plots of land, buildings required for operations (such as sales outlets, operations centres, warehouse buildings), operating equipment and machinery (such as shop fittings, conveyors, warehousing systems), assets under construction and other fixed assets (such as furniture, vehicles and EDP equipment).

Fixed assets are recognised at cost, less cumulative depreciation. Acquisition cost also includes all transaction costs attributable to the purchase. If parts of a fixed asset have different useful lives, these are kept and depreciated as separate items. Depreciation is calculated by the straight line method on the basis of the following estimated useful lives:

Buildings	20 to 53 years
Operating equipment, machinery	5 to 30 years
Furniture, vehicles	5 to 10 years
EDP equipment	3 to 8 years

The estimated useful lives are reviewed annually and adjusted if necessary.

Land, which is recognised in fixed assets, is not depreciated. Subsequent capitalisations of expenses on existing fixed assets are recognised only if it is probable that an additional economic benefit can be generated from them. Repair and maintenance costs are recognised as an expense.

The value of fixed assets is tested at the level of the smallest identifiable group of assets or cash generating units (CGUs), generating inflows of funds that are to the greatest possible extent independent of inflows of funds of other assets or other groups of assets. Fixed assets are checked for impairment where results or changes to the circumstances at Cooperative level indicate that the carrying amount can no longer be achieved. In addition, specific value retention considerations are made for shopping centres, where value drivers, assumed at the time the investment decision was made, can no longer be continuously achieved. For those companies falling under the segments Migros Industrie or Health, the CGUs are defined for each business unit or company. For the segment Commerce, value retention is checked at the level of sales formats or companies.

Gains and losses from the disposal of a fixed asset are recognised in other operating income and other operating expenses respectively as the difference between the net disposal proceeds and the carrying amount.

Any financing costs incurred during the creation of fixed assets are recorded directly in income.

Leasing (finance leases and operating leases)

(a) Migros Group as lessee

Finance lease agreements:

Lease agreements for properties, facilities and other fixed assets where Migros Group essentially assumes all risks and rewards connected with ownership are classified and treated as finance leases. The fair value of the leased asset or the carrying amount of the lease payments, if that is lower, is recognised at the beginning of the lease agreement in fixed assets. Each lease payment is divided into amortisation and interest. The amortisation portion is deducted from the capitalised lease debt, which is recognised under other financial liabilities. Fixed assets in finance leases are depreciated over the useful life or the lease term, whichever is the shorter.

Operating lease agreements:

Other lease agreements are classified as operating lease agreements. These are not reported in the balance sheet. The lease payments are recognised on a straight line basis over the lease term as an expense in the income statement.

(b) Migros Group as lessor

Finance lease agreements:

Finance lease agreements are concluded by Migros Bank as part of corporate client lending. Corresponding receivables are reported under other customer receivables.

Operating lease agreements:

Investment property that is leased under operating lease agreements is recognised separately in Migros Group's balance sheet. The rent received is recognised on an accrual basis in other operating income.

Intangible assets

(a) Goodwill

Goodwill arises on the purchase of a company (subsidiary, associate entity, joint venture or business division). It corresponds to the amount by which the acquisition cost exceeds Migros Group's share in the fair value of the identified net assets of the company purchased by Migros Group at the acquisition date. Goodwill on the purchase of a company is recognised in intangible assets and amortised on a scheduled basis using the straight line method over a useful life of between 5 and 20 years. Tests as to whether there are any signs of impairment are carried out each year. If there are, an impairment test is carried out. The goodwill paid for associates as well as joint ventures is included in the carrying amount of the investment concerned, which is why the full carrying amount of the investment is tested for impairment. Goodwill is recognised at amortised cost, taking account of its amortisation on a straight line basis over the useful life, less any impairment. Any impairment recognised on goodwill cannot be reversed in subsequent periods. On the disposal of an entity, the relevant residual goodwill is accounted for in the operating result.

If the acquisition cost is lower than the acquired assets measured at the fair value, this results in negative goodwill ("badwill"). Badwill must be recognised as a liability and amortised to profit or loss within a maximum of five years.

For the purpose of testing impairment of goodwill, it is allocated to the cash generating units (CGUs, see notes under Fixed assets) or a CGU group.

These conditions apply for the segment Cooperative Retailing at Cooperative level, for the segment Commerce at sales format or company level, for the segments Migros Industrie or Health at business unit or company level and for the segment Travel at the organisational unit or company level.

(b) Software and software development

Purchased software licences are recognised at acquisition cost. This comprises the purchase price and additional costs incurred for commissioning (customising, etc.). Internal and external costs connected to the internal development of entity-specific software applications are capitalised as intangible assets if there are likely to be future benefits over a number of years. All other costs connected with software development and maintenance are recognised as an expense. Capitalised software is depreciated on a scheduled basis over its expected useful life (three to ten years, up to 15 years in special cases).

(c) Trademarks, licences, patents, publishing rights

Trademarks, licences, patents and publishing rights are recognised at acquisition cost. The acquisition cost of trademarks, licences, patents and publishing rights that were acquired as part of the purchase of a company corresponds to their fair value on the acquisition date. The intangible assets capitalised in this category have a finite useful life, and are depreciated on a scheduled basis (5 to 20 years).

Impairment of assets

Impairment is recognised if the recoverable amount is lower than the carrying amount of the asset. The recoverable amount is the higher of the net proceeds (estimated proceeds from the sale minus all costs incurred in direct connection with the sale) and the value in use (carrying amount of the estimated future cash inflows and outflows from use). In order to test the impairment of goodwill and fixed assets, a respective allocation to the CGU is made. The impairments on an asset in earlier periods (with the exception of impairment on goodwill) are tested annually to ascertain whether they should be reversed.

Discontinued operations

Discontinued operations concern activities which have either been sold or where a decision has been made to close the operation. Discontinued operations are disclosed in the Notes.

Liabilities due to banks

Liabilities due to banks are measured at their amortised cost, which generally corresponds to the nominal value.

Customer deposits and liabilities

Customer deposits and liabilities arise from liabilities to customers in the form of savings and investments, such as savings, private, investment and retirement accounts, plus current accounts and time deposits. Customer deposits and liabilities originate exclusively from the financial services business. They are measured at amortised cost, which generally corresponds to the nominal value.

Other financial liabilities

The following balance sheet items are recognised in other financial liabilities:

(a) Finance leases

See section above, "Leasing (finance leases and operating leases)".

(b) Derivative financial instruments

Negative fair values of derivative financial instruments that are entered in the balance sheet are recognised in this item. See section above on derivative financial instruments and hedge accounting.

(c) Other financial liabilities

Financial liabilities recognised in other financial liabilities are those that do not represent liabilities due to banks or originate from the financial services business. These include loans, for example. Other financial liabilities are measured at amortised cost, which generally corresponds to the nominal value.

Trade payables and other liabilities

Trade payables and other liabilities are measured at amortised cost, which generally corresponds to the nominal value.

Provisions

Provisions for guarantees, restructuring, onerous contracts and other legal claims are recognised when Migros Group has a present obligation (legal or constructive) arising from a past event that is likely to result in a cash outflow, and the amount can be reliably estimated. No provisions are created for future losses. If the amount of the obligation cannot be reliably estimated, it is recognised as a contingent liability. Measurement is based on the best possible estimate of the expected expense. If there is a significant effect of the time value of money, the provision is discounted. Restructuring provisions are not recognised until a detailed plan has been submitted and a public announcement made.

Issued debt instruments

Issued debt instruments include bonds issued on the capital market, mortgage-backed loans and medium-term bonds from the financial services business and private placements. Issued debt instruments are initially recognised at acquisition cost, i.e. at the fair value of the consideration received less transaction costs. At Migros Bank, the difference between acquisition cost and repayment amount (nominal amount) is recognised in interest expense over the term in profit and loss, using the straight line amortisation method.

Employee benefits

Benefits paid by Migros Group to employees cover all forms of compensation granted in exchange for employee services provided, or under special circumstances. Employee benefits include short-term benefits, post-employment benefits (pension obligations), other long-term benefits and termination benefits.

(a) Short-term benefits

Short-term employee benefits are benefits that are expected to be paid in full within twelve months of the end of the reporting period, such as wages, salaries, social security contributions, annual leave and overtime claims, and non-monetary benefits to active employees. Recognition of short-term benefits is done on an accrual basis.

(b) Post-employment benefits (pension obligations)

The pension arrangements of Migros Group are tailored to local circumstances in respect of entry and range of benefits. Funding is generally shared by the employer and the employees. The majority of employees in Switzerland are insured under the company provisions by the defined contribution plans of the Migros Pension Fund in respect of age, disability and death.

In other countries, old-age provision is mainly covered by defined contribution state plans. The primary benefits under this form of provision are pensions that are paid post-employment. Contributions to defined contribution plans made on a contractual, legal or voluntary basis are recognised directly in profit and loss. Once the contributions owed have been paid, the Group has no further obligations.

Within the framework of the statutory employee benefits in Switzerland, independent pension funds prepare annual financial statements in accordance with the relevant provisions (Swiss GAAP FER 26). On the balance sheet date, Migros Group examines whether, in addition to the statutory contributions paid, there is an economic benefit or an economic obligation which would be considered as a pension asset or a pension liability.

(c) Termination benefits

Termination benefits arise when employment is terminated by the employer either before the normal retirement date or as a result of the employee accepting a corresponding offer made by the employer. Examples of such benefits include settlements and benefits under social plans. Termination benefits are recognised as an expense in profit and loss once the employer is no longer able to withdraw the offer of such benefits, or at the time of the earlier recognition of the corresponding restructuring costs.

(d) Other long-term benefits

Other long-term employee benefits are all benefits to employees with the exception of short-term benefits, post-employment benefits (pension obligations) and termination benefits. In Migros Group, these are primarily long-service awards. The amount recognised in the balance sheet corresponds to the nominal value of the obligation thus calculated at the balance sheet date.

All assets and liabilities from employee benefits are stated in an asset/liability position in the balance sheet. A detailed breakdown is shown in Note 33.

Income tax liabilities

Current income taxes are recognised on an accrual basis, based on the operating profit or loss of the consolidated entities recognised locally in the reporting year.

Deferred income taxes are accrued on all temporary taxable or tax-deductible differences between the tax and Swiss GAAP FER values according to the liability method. However, deferred income taxes are not recognised if they are linked to the initial recognition of an asset or liability arising from a transaction that does not relate to a business combination and where recognition has no effect on the accounting or taxable profit. Deferred income taxes are measured using the tax rates that are expected to apply to the period in which an asset is realised or a debt discharged.

Deferred income tax assets on loss carry forwards are capitalised only if it is probable that there will be future gains that can be used to offset the tax on the loss carry forwards.

Deferred income taxes are not recognised on temporary differences in connection with investments in subsidiaries and associates as well as joint ventures, where the reversal date can be controlled by the Group and which will not be realised in the foreseeable future.

Equity

(a) Cooperative capital

The Cooperative capital consists of the Cooperative capital amounts of the ten Cooperatives.

(b) Retained earnings

Retained earnings comprise the retained profits of Migros Group and the profit of the reporting year.

(c) Currency translation difference

The currency translation difference includes the currency translation differences arising from the conversion into the presentation currency, CHF, of the annual financial statements of foreign subsidiaries that are not denominated in CHF. A further component is translation differences from the measurement of investments in associates and joint ventures in foreign currencies, in accordance with the equity method.

(d) Minority interests

The minority interests shown represent the share in the profit or loss, plus the net assets of subsidiaries that are not fully owned by the Group.

Government grants

Government grants are recognised when it is certain that the requisite conditions will be met and that the grants will flow to Migros Group. Grants for assets are deducted from the purchasing or manufacturing costs of the assets concerned. They are recognised over the useful life of the assets in the income statement by means of the reduced depreciation amounts. Grants related to income are recognised in the income statement in the same period as the reduction of the corresponding expenses that they were approved to compensate, or, if these cannot be clearly determined, as other operating income.

4. Risk management

4.1 Risk management within Migros Group

Migros Group operates its own risk management. The risk management process is part of the annual strategy and financial planning process of Migros Group. The Board of Directors of the Federation of Migros Cooperatives is responsible for ensuring comprehensive risk management across all entities of Migros Group.

Based on a systematic risk analysis, the most significant risks are identified and their likelihood of occurrence and financial effects are evaluated by the entities. The results are summarised in an individual risk report for each company and are discussed by the Board of Directors each year. The larger entities of Migros Group introduce suitable measures for preventing, reducing or passing on such risks. Risks borne by the company are rigorously monitored. Financial risks affecting the financial reporting are reduced by the Internal Control System. The risk reports of the individual companies are combined into a final report for each strategic business unit, to which a top-down risk analysis/evaluation is generally added. The final report for each strategic business unit is discussed by the Board of Directors of the FMC. The results of the risk evaluation are appropriately considered in the annual examination of the business units and corporate strategies.

4.2 Financial risk management and capital risk management

In their operating activities, Migros Group entities are exposed to a multitude of financial risks. The most significant financial risks arise from changes in foreign exchange rates, interest rates, commodity and share prices, and from credit and liquidity risk.

In its financial risk management and capital risk management, Migros Group distinguishes between the Retail and Industry sector (Cooperative Retailing, Commerce, Migros Industrie, Travel and Health) and the Financial Services sector (Migros Bank). Management of financial risk in the two sectors is independently structured, and both sectors are monitored by the executive bodies responsible. The tables of the financial risk management show gross values, i.e. including the relationships between the two sectors. The risk control function and responsibility for independent risk control lies with the Management of the individual businesses. The Board of Directors is responsible for independent monitoring of the risks.

4.2.1 Financial risk management in the Retail and Industry sector

Responsibility for financial risk management in the Retail and Industry sector is allocated to different management levels:

- Financial risk management is based on uniform policies and guidelines laid down by the executive Group management.
- The Boards of Directors of the different entities are responsible for strategy, supervision and control of the corresponding Group companies and for the financial risk management, including the determination of each entity's risk tolerance.
- The Management of the different entities is responsible for the implementation, management and monitoring of the financial risk management, in particular the risk tolerance as defined by the Board of Directors.

The retail businesses (Migros Cooperatives, Denner, etc.), industrial companies and service companies are independently responsible for their own treasury functions.

Risks are regularly monitored. In conformity with the internal risk policy, derivative financial instruments are used to manage and hedge individual risks. In the Retail and Industry sector, no financial risks are incurred that involve a non-assessable risk at the date of conclusion of the transaction.

Market risks

(a) Foreign exchange risks

As a retail group whose main sales activity is in Switzerland, a significant proportion of the purchasing of commodities is done in other countries, in foreign currencies. There are other foreign currency operations in other countries in the segments Cooperative Retailing, Commerce, Migros Industrie and Travel.

Foreign exchange rate fluctuations – mainly against the euro, US dollar and sterling – can therefore have a considerable effect on the income statement, especially in the form of transaction risks on the purchases and sales of goods and services in foreign currencies as well as in the form of translation risks on balance sheet items in foreign currencies.

Each company defines its maximum foreign currency exposure. Within clearly defined tolerance values, a certain volatility in the operating result as a result of currency fluctuations is acceptable. The individual Group entities have a hedging relationship with the FMC Treasury. The Treasury department of the FMC is responsible for hedging the foreign currency exposure on the market in the different currencies used by the Retail and Industry sector. The main hedging instruments used are forward exchange contracts, currency swaps and investments and financing in foreign currency.

Foreign exchange risks are regularly monitored at individual company level. It is assumed that the holdings on the reporting date are representative for the whole year.

(b) Share price risks

Migros Group purchases shares to a limited extent to invest its liquid resources. These shares are classified as “fixed asset securities”. If there are signs of an impairment, “fixed asset securities” are reviewed accordingly and, if necessary, are adjusted in the income statement. In this regard, care is taken to ensure that equity investments based on markets, securities and sectors are diversified in a reasonable manner. Loss of value risks are reduced by analyses before the purchase and by the regular monitoring of the investments’ performance and risks.

(c) Commodity price risks

The Retail and Industry sector is exposed to commodity price risk as regards operating stock in the fuel and heating oil business (Migrol). Migrol uses commodity futures to reduce most of this risk and the risk of prospective customer orders.

Credit risks

Credit risks comprise the counterparty risk on marketable debt instruments, the default risk on derivative financial instruments, current account balances and time deposits, and to a lesser extent the credit risk on open trade receivables. The maximum credit risk corresponds to the carrying amounts. For off-balance-sheet transactions (financial guarantees, irrevocable loan commitments), the credit risk corresponds to the amounts stated in the liquidity risk.

Counterparty risk is reduced in principle by purchasing bonds from debtors that carry at least an investment grade rating or an equivalent rating from a major Swiss bank. In individual cases, bonds are also purchased from debtors with a lower rating, but only after a thorough analysis and positive assessment of any potential risks. To prevent cluster risks, the bond portfolio is broadly diversified.

The default risk on derivative financial instruments, current account balances and time deposits is reduced by selecting as counterparties only highly reputable banks, financial institutions, or also, in the case of time deposits, entities that carry at least an investment grade rating or an equivalent rating from a major Swiss bank.

A rigid limits system restricts the exposure per counterparty and is constantly adjusted in line with developments in ratings and credit default swap-spreads, as well as general market developments.

The Retail and Industry sector of Migros Group is operationally subject to a very low credit risk, because transactions with customers are usually in cash. Of the existing trade receivables, these are mainly receivables by the industrial companies and from the travel, oil and fuel business. In the case of new customers, their credit rating is determined by a detailed credit rating test and subsequently by permanent monitoring of open claims.

Liquidity risks

The Retail and Industry sector entities are in principle responsible for managing their own liquid resources. Investment of liquid resources and any procurement of external financing (bank loans, other loans, capital market financing) for bridging tight liquidity positions, and also to fund investments, can be undertaken centrally at the FMC, which assumes the function of an internal group bank. This function enables the FMC to control most of the liquidity flow within the Retail and Industry sector.

To ensure that the resulting liquidity demands can be satisfied at any time, the FMC holds sufficient cash reserves, liquid money market investments and easily realisable securities.

4.2.2 Capital risk management in the Retail and Industry sector

In terms of capital risk management, the long-term aim of the Retail and Industry sector is to achieve:

- a maximum ratio of net financial liabilities to equity of 30 %
and
- a minimum ratio of equity to balance sheet total of 40 %.

Ratios

CHF million	31.12.2024	31.12.2023
Liabilities due to banks	49	94
Other financial liabilities (interest bearing)	274	1'790
Issued debt instruments	–	–
Total financial liabilities	322	1'885
Cash and cash equivalents	983	2'012
Other financial assets	495	433
Total cash and cash equivalents and other financial assets	1'477	2'445
Net financial assets	1'155	561
Total equity (without non-controlling interests)	17'661	17'546
Ratio of net financial assets to equity	6.5 %	3.2 %
Balance sheet total	22'393	24'050
Ratio of equity to balance sheet total	78.9 %	73.0 %

The reduction in cash and cash equivalents and other interest-bearing financial liabilities is mainly due to the transfer of staff investment accounts to Migros Bank, which had an impact on liquidity (see Other financial liabilities, Note 29). Further inflows of cash and cash equivalents resulted in higher net financial assets of CHF 1'155 million (previous year: CHF 561 million). The ratio of net financial assets to equity has therefore increased by 3.3 percentage points.

4.2.3 Financial risk management in the Financial Services sector (Migros Bank)

Assumption of risks is one of the entrepreneurial functions of a bank, for which, in addition to maintaining a risk-neutral margin, it is compensated by corresponding risk premiums. Consciously handling risks is therefore a key element of a bank's success. Financial risk management is regarded as a core competence in the Financial Services sector. In addition to internal risk guidelines, banks are subject to extensive regulatory provisions relating to the individual types of risk. Compliance with these is regularly monitored by the supervisory authorities.

The Financial Services sector traditionally adopts a conservative risk policy, concentrating its activities on business areas where risks are moderate.

The bank's basic risk policy is set out in the organisational rules, and regulated in detail in the competence regulations and directives.

The Board of Directors is the most senior body responsible for financial risk management, setting out the levels of competence, the method of risk measurement and the risk tolerance requirements to be adhered to. The Board of Directors is kept fully informed by the Management about the development of all risks at its quarterly board meetings.

Risk management involves determining risk strategies and risk control measures as well as identifying, analysing, evaluating, managing, monitoring and reporting risks. The independent control bodies (second line) report monthly to the Risk & Finance Committee and the Management, and quarterly to the Board of Directors, about the development of the risk profile, significant internal and external events, as well as findings from monitoring activities, as part of integrated risk reporting.

The Risk Control function (body in accordance with FINMA Circular 2017 / 1 "Corporate governance – banks") is responsible for the consolidated monitoring of compliance with the provisions on risk management, as well as for independent risk reporting to the Management and to the Board of Directors using corresponding Risk Control reports.

At operational level, overall responsibility for risk management rests with the Risk & Finance Committee. This comprises members of the Management and other first and second line representatives. The committee is updated on the development of all risks at its monthly meetings. Depending on how risks have developed, and the estimation of future market trends, it is within the competence of the Management to decide to take on additional risk, or to order the hedging of existing risk.

Credit risks

Credit risk, or counterparty risk, relates to the risk that a party will either not meet the obligations it has entered into, or will fail to do so in a timely manner. Credit risk exists both on traditional bank products (e.g. mortgages) as well as on trading activities. If a customer fails to meet its obligations, the result may be a loss for the bank.

To limit credit risk, a gradual approval procedure is in place for new credits and credit extensions. The credit decision-making process distinguishes between the internal competence of a customer segment and that of Credit Risk Management, the Credit Committee of the entire Migros Bank or the Credit Committee of the Board of Directors, in accordance with separate competence regulations. The approval procedure is based on a clear division between credit application and credit approval in the four-eye principle. Because of the high volume of mortgage business, most transactions can be decided by the internal competence of the sales organisation. The Credit Risk Management function is responsible for supervising all credits transacted in respect of the applicable rules and for complying with the bank's relevant global instructions.

Most of the lending in the Financial Services sector relates to mortgage loans. These loans are secured on real estate.

All properties financed by Migros Bank are measured using common valuation techniques, with the principle of prudent valuation being applied at all times. In measurement of real estate, the principle of lower of cost or market applies, according to which the market value must be equivalent to no more than the purchase price (lending base for funding). The calculated market values are reviewed at risk-based intervals. Different measurement methods are applied depending on the type of property, its size and complexity.

In the case of measurement models based on the capitalised earnings value, the capitalisation rate is fixed according to the property-specific features (region, position, age, condition, rental structure, level of rental compared to surrounding area). For commercial and industrial properties, Migros Bank also measures based on the capitalised earnings value; for properties used by a company itself, the focus of the risk assessment is primarily on the company's debt capacity. The plausibility of market value estimates submitted by external specialists is assessed by the bank's real estate specialists.

Credit quality of outstanding mortgages and other customer receivables

In the corporate clients business, the Financial Services sector uses a credit rating model to support the credit rating decision and restrict it where the rating is insufficient. It takes predominantly quantitative factors (hard facts) and some qualitative factors (soft facts) into account. For business customers, the credit ratings of commercial customers and real estate companies are reviewed annually. In the mortgage business, a coverage rating procedure is used that is based on the value of the loan and the type of property. The frequency with which credit checks are carried out in the mortgage business varies depending on the quality of the coverage ratio and the personal contribution. The credit rating model ensures that the credit commitment is managed commensurate to the risk involved.

Analysis of mortgages and other customer receivables

Breakdown of receivables by rating levels (type of collateral)

Internal rating level	Mortgage receivables (part in %)		Other customer receivables (part in %)		Total (cumulative)	
	31.12.2024	31.12.2023	31.12.2024	31.12.2023	31.12.2024	31.12.2023
1	2.0	1.9	2.2	2.0	2.0	1.9
2	15.1	15.3	1.9	14.6	14.2	15.3
3	47.0	42.5	16.5	40.6	44.8	42.4
4	17.8	13.1	40.3	13.5	19.4	13.1
5	12.6	24.8	23.3	26.4	13.4	24.9
6	1.5	1.2	3.9	1.2	1.7	1.2
7	1.3	0.3	3.5	0.3	1.5	0.3
8	1.3	0.9	1.9	1.0	1.4	0.9
9	1.2	–	1.8	0.2	1.3	0.0
10	0.1	–	4.8	0.2	0.4	0.0
Total in %	100.0	100.0	100.0	100.0	100.0	100.0
Total in CHF million	46'921	46'355	3'612	3'543	50'533	49'897

Lending margins

The Financial Services sector works on a secured basis for most of its credit business. Most loans are secured by charges on land. Credit allocation is based on lending margins that are in line with standard banking practice. Most of the corresponding collateral comes from the private housing sector, and is well diversified throughout Switzerland. In order to determine the sustained affordability, an imputed affordability rate corresponding to a long-term average interest rate is assumed for residential mortgages and investment properties.

Identification of default risks

Default risks are identified on the basis not only of specific events that have been identified (e.g. limits exceeded, arrears of interest and amortisation, declining sales, SOGC publications) but also periodic reviews of existing credit items (e.g. regular credit checks of companies on the basis of annual financial statements, periodic review of market value and affordability in the case of mortgages, daily monitoring of Lombard loans). The rating system is used to identify commitments where there is an increased risk. It also provides comments on these risk positions on a half-yearly basis. In addition, measures are established and their implementation monitored.

To assess the need for impairment where debts are at risk, the liquidation value (estimated realisable value) of the credit collateral is determined. The liquidation value of mortgage-related collateral is determined from a current internal or external market value estimate, based on a visit to the site.

The usual value reductions, maintenance costs and liquidation expenses not yet incurred are deducted from the estimated market price.

Interbank business/trading business

In order to prevent concentration risks, the aggregate exposure to a single counterparty or group of counterparties is restricted by means of limits and detailed competence regulations. The aggregate exposure to foreign countries is also limited and monitored. The default risks on trading activities are limited and controlled by means of credit limits on each counterparty; these are also based primarily on the rating, in addition to other criteria.

The Financial Services sector is centred mainly on mortgages. For the bank, this results in a concentration of risk in the Swiss real estate market.

Market risks

The market risk is the risk of financial losses resulting from adverse movements of price-determining factors. These include observable factors such as interest rates, exchange rates, share prices, credit spreads and raw materials prices as well as factors which are unobservable or only indirectly observable.

(a) Risks of changes in interest rates

In the traditional core business of interest margin, interest rate changes can have a major impact on the economic value of assets, liabilities and off-balance sheet positions (present value perspective) as well as on the periodic net interest income or loss (earnings perspective). The Treasury function ensures that the regulatory requirements of the Management and the Board of Directors in the area of managing interest rate risk are adhered to. In this regard, the instruments defined by the Management for controlling interest rate risks can be used on an independent basis. As well as capital market transactions and other balance sheet structure measures, Migros Bank also uses derivative financial instruments (in particular interest rate swaps) to manage its risk exposure. The Risk Control function, which operates independently of risk management measures, monitors the risk tolerance guidelines defined by the Board of Directors and the Management every month.

(b) Share price risks

Trading activities are centralised, and conducted by the Trading function. Market risks in the trading ledger arise from transactions in customer business as well as from our own fund positions from asset management. Systematic measuring, control and monitoring of market risks in the trading ledger is carried out with a software solution used specifically for this purpose. The risk metrics that it applies estimate the risk of loss from the positions in the trading ledger based on potential changes in the fair value. The positions in the trading ledger and the trading income are monitored daily.

To minimise the share price risk, share investments are subject to an appropriate level of diversification based on markets, securities and branches. Loss of value risks are reduced by analyses before the purchase and by the regular monitoring of changes in the fair value and of the investments' risk profile.

(c) Foreign exchange risk

As a retail bank that operates within Switzerland, the Financial Services sector is only exposed to a low volume of foreign currency risk in its operating activities. Relevant foreign currency items arise from security investments in foreign currencies, stocks of banknotes and private accounts held in euros.

The Trading function is responsible for hedging foreign currency exposure on the market. Forward exchange contracts are among the hedging instruments used.

Balance sheet by currency**31.12.2024**

million	CHF	EUR	USD	GBP	Other	Total
Financial assets						
Cash and cash equivalents	8'707	236	18	88	83	9'131
Receivables due from banks	–	–	–	–	–	–
Mortgages and other customer receivables	50'231	226	76	2	0	50'533
Trade receivables	3	–	–	–	–	3
Other receivables	0	–	–	–	–	0
Other financial assets	732	33	–	–	–	765
Total financial assets	59'673	495	93	89	83	60'433
Financial liabilities						
Payables due to banks	–664	–52	–55	–0	–0	–771
Customer deposits and liabilities	–43'647	–1'166	–345	–19	–101	–45'277
Other financial liabilities	–1	–	–	–	–	–1
Trade payables	–0	–	–	–	–	–0
Other liabilities	–221	–	–	–	–	–221
Issued debt instruments	–8'953	–	–	–	–	–8'953
Total financial liabilities	–53'486	–1'218	–399	–19	–101	–55'223
Foreign currency net exposure before hedging	6'187	–723	–306	70	–18	5'210
Foreign currency derivatives		707	303	–70	20	
Foreign currency net exposure after hedging		–16	–3	–0	2	

31.12.2023

million	CHF	EUR	USD	GBP	Other	Total
Total financial assets	57'568	567	87	56	70	58'347
Total financial liabilities	–51'820	–1'182	–297	–18	–95	–53'411
Foreign currency net exposure before hedging	5'749	–615	–211	38	–25	4'936
Foreign currency derivatives		612	209	–0	26	
Foreign currency net exposure after hedging		–3	–2	38	1	

Results of the sensitivity analysis

If EUR had been 5 % stronger against CHF on 31 December 2024, the pre-tax earnings would have been CHF 0.8 million lower (31.12.2023: CHF 0.1 million). If it had weakened by the same amount against CHF, the effect on the pre-tax earnings would have been the reverse.

If USD had been 5 % stronger against CHF on 31 December 2024, the pre-tax earnings would have been CHF 0.1 million lower (31.12.2023: CHF 0.1 million). If it had weakened by the same amount against CHF, the effect on the pre-tax earnings would have been the reverse.

If GBP had been 5 % stronger against CHF on 31 December 2024, the pre-tax earnings would have been CHF 0 million higher (31.12.2023: CHF 1.9 million). If it had weakened by the same amount against CHF, the effect on the pre-tax earnings would have been the reverse.

Liquidity risks

The liquidity risk is the risk that contractual and conditional payment obligations can no longer be serviced on time, in full and in the respective currency despite adequate capitalisation.

The liquidity and/or refinancing situation in the short-term sector is controlled daily and on a centralised basis by the Treasury function and managed operationally by the Trading function. Medium-term and long-term aspects are monitored within the framework of the Risk & Finance Committee, which meets on a monthly basis.

The Risk Control function notifies the Board of Directors, the Management and the Risk & Finance Committee regularly about Migros Bank's risk situation with regard to liquidity risks, based on qualitative information, quantitative risk metrics and the degree to which defined risk tolerance requirements are utilised.

To ensure that there is adequate liquidity, the legislature has decreed minimum stipulations for short-term, medium-term and long-term liquidity. These minimum stipulations are constantly maintained.

Compliance with liquidity requirements specified by the banking legislation

CHF million	Short-term liquidity		Medium-term liquidity	
	31.12.2024	31.12.2023	31.12.2024	31.12.2023
Creditable liquidity	9'768	8'046	7'612	7'189
Required liquidity	1'544	633	5'858	5'383
Excess liquidity	8'223	7'413	1'753	1'806
Degree of compliance	632.5 %	1'271.1 %	129.9 %	133.6 %

4.2.4 Capital risk management in the Financial Services sector

In the Financial Services sector, capital risk management is oriented primarily to the equity rules under banking legislation. These define a minimum ratio between risk-weighted assets and eligible own funds.

Capital adequacy requirements of the Financial Services sector

CHF million	31.12.2024	31.12.2023
Capital resources required and creditable as per the banking legislation		
Credit risks	1'829	1'780
Market risks	9	14
Risks not related to counterparties	15	10
Operating risks	121	112
Total capital resources required	1'974	1'917
Equity as per Swiss GAAP FER	5'178	4'892
Corrections due to banking legislation ¹	-7	-5
Creditable capital resources as per the banking legislation	5'171	4'887
Excess creditable capital resources	3'197	2'970
Excess in % of required resources	162.0	155.0

¹ The difference between equity recognised under Swiss GAAP FER and eligible capital resources under the Banking Act results primarily from the different accounting treatment of debt instruments as part of the other financial assets as well as expected distribution of profits.

5. Critical accounting estimates and judgements

Estimates and judgements are continually evaluated and are based on historical experiences and other factors, as well as future expectations that appear reasonable under the particular circumstances.

The estimates and assumptions that have a significant risk of causing a material adjustment to the carrying amounts of assets and liabilities within the next financial year are discussed below. There is also an explanation of the accounting principles that might have a significant impact on the consolidated financial statements because of the Management's assessment.

(a) Fair values of other financial assets and financial instruments

The fair value of other financial assets and financial instruments that are not traded in an active market (e.g. non-listed equity instruments and derivatives traded "over the counter") is determined by using valuation techniques. This means making assumptions which, as far as possible, rely on observable market data. The discounted cash flow method (DCF) was used to determine the fair value of a number of unlisted current asset securities. The DCF calculation is based on Bloomberg yield curves, taking into account the relevant parameters (rating, maturity, etc.).

(b) Impairment on fixed asset securities

Migros Group follows the guidelines of Swiss GAAP FER 20 to determine whether there is an impairment that is not of a temporary nature. To determine an impairment, the Management draws on a number of factors in its assessment, such as time development, scope of the impairment, branch, technological environment, development of credit default swap spreads, and so on. This procedure is thus based on significant estimates that involve some uncertainty. In both the reporting year and the previous year, fixed asset securities were impaired. See Note 7 Net income from the financial services business and Note 13 Finance income and cost.

(c) Useful lives of fixed assets

The useful lives of fixed assets are defined on the basis of current technical conditions and past experiences. However, the actual useful lives can vary from those originally determined, as a result of technological change and market conditions. Where variations from the useful lives as originally defined do occur, these are adjusted.

(d) Impairment of fixed assets and intangible assets

The recoverability of fixed assets, intangible assets and other non-current assets is always reviewed when there is specific evidence that the carrying amounts have been overstated. Recoverability is determined on the basis of management estimates and assumptions regarding the future benefit to be derived from these assets. The values actually arrived at may differ from these estimates. In connection with investment projects, uncertainties as regards cost overruns and income targets can exist. See also Note 26 Fixed assets and Note 27 Intangible assets.

(e) Income tax expense

As the Group is liable to pay tax in various countries and cantons, some estimated figures must be used for calculating provisions for taxation. Consequently, differences between the actual results and assumptions made by the Management can affect future tax expenditure and tax refunds. Based on appropriate estimates, provisions for taxation are made for obligations whose cost and likelihood of occurrence cannot be determined with certainty.

(f) Deferred income tax assets

Deferred income tax assets on unused loss carry forwards are recognised when it is probable that there will be future profits available to offset these loss carry forwards against tax. The assessment of recoverability of the recognised deferred income tax assets is based on assumptions regarding future realisable fiscal gains.

6. Segment reporting

Segment reporting contains information about the business segments, as well as additional details about the Group split into different regions.

6.1 Determination of operating segments

The operating segments of Migros Group are determined based on the organisational units internally reported to the Executive Board of the Federation of Migros Cooperatives as the chief operating decision maker responsible for all segments. For the purpose of internal reporting, Migros Group is divided into six strategic business units that, because of their key role, are reportable operating segments. In terms of the products and services they produce or offer, they differ as follows:

– **Cooperative Retailing:**

All activities of the Migros Cooperatives and their subsidiaries in Switzerland and abroad (supermarkets and hypermarkets including the Tegut Group, wholesale, catering, specialist markets, leisure, Club Schools), services of logistics companies of the Group (transport of goods, central warehouse) and services provided by the Federation of Migros Cooperatives (central purchasing, Migros Media, etc.) as well as by the Migros online supermarket, including all commitments of Migros Group relating to Migros Culture Percentage.

– **Commerce:**

Sale of goods and rendering of services by Denner (discount retailer), Digitec Galaxus, Ex Libris (entertainment media), Migrol (heating and fuel oils) and migrolino (convenience stores).

– **Migros Industrie:**

Production and sale of goods by Migros Industrie companies within and outside of the Group.

– **Financial Services:**

Services provided by Migros Bank in the Financial Services sector as well as by its subsidiaries (leasing, real estate management).

– **Travel:**

Organisation and provision of tour operator, travel agent and other related tourist services through the Hotelplan Group.

– **Health:**

Supporting activities in the areas of medicine and fitness are grouped together under the Health segment.

6.2 Information about operating segments

The internal reporting is completely based on the measurement methods used for the Swiss GAAP FER Group financial statements, according to Note 3.

The performance of the segments is, in particular, evaluated based on the result before finance income and income taxes. This also applies to the segment Financial Services because the income and expenses from the financial services business also constitute part of the operating activities and thus of the operating result before finance income. Transactions between the segments are generally based on market prices.

As regards segment assets and segment liabilities, the segment Financial Services differs from the other five operating segments, which together form the Retail and Industry sector of Migros Group. Whereas for the segment Financial Services the internal reporting focuses on total assets and total liabilities, the other segments only show net amounts under assets and liabilities, containing only certain asset and liability items. These net amounts for the segment assets (Net Operating Assets) include inventories, investment property, fixed assets, intangible assets as well as trade receivables and trade payables. The net amount for segment debt (net borrowing) is the difference between interest-bearing liabilities and financial assets realisable at short notice.

Information by operating segment

2024 CHF million	Cooperative Retailing	Commerce	Migros Industrie	Financial Services	Travel	Health³	Total seg- ments	Reconci- liation¹	Total Migros Group
Income									
↳ from third parties	16'883	9'077	1'852	1'353	1'788	1'577	32'529	–	32'529
↳ from other segments	700	18	4'389	3	0	0	5'110	–5'110	–
Total income	17'583	9'094	6'242	1'355	1'788	1'577	37'639	–5'110	32'529
Operating profit	–60	108	155	342	23	–99	469	15	484
Segment assets	10'182	1'415	2'347	60'745	–19	861	75'531	6'491	82'021
Segment liabilities ²	–975	550	1'046	55'580	66	631	56'898	3'075	59'973

2023 CHF million	Cooperative Retailing	Commerce	Migros Industrie	Financial Services	Travel	Health³	Total seg- ments	Reconci- liation¹	Total Migros Group
Income									
↳ from third parties	17'031	8'801	1'805	1'264	1'736	1'316	31'953	–	31'953
↳ from other segments	752	25	4'296	4	0	1	5'078	–5'078	0
Total income	17'783	8'826	6'101	1'267	1'736	1'317	37'031	–5'078	31'953
Operating profit	67	109	–175	376	27	–116	288	–2	286
Segment assets	10'312	1'345	2'248	58'650	–21	951	73'485	6'948	80'433
Segment liabilities ²	–832	438	1'051	53'769	82	778	55'285	3'501	58'787

¹ The reconciliation includes the elimination of connections between segments. The reconciliation only contains further items (see below overview) under segment assets and segment liabilities.

² In the segments of the Retail and Industry sector, segment liabilities represent a net value between the interest-bearing loan capital and other financial assets realisable at short notice. A negative value of this net amount means that the other financial assets realisable at short notice exceed the interest-bearing loan capital.

³ Reported as segment Other in the previous year

Reconciliation from segment to group statement

Reconciliation of profit

CHF million	2024	2023
Operating profit Total segments	469	288
Eliminations	15	-2
Operating profit Migros Group	484	286
Financial profit	22	-25
Profit before income tax Migros Group	506	261

Reconciliation of assets

CHF million	2024	2023
Total segment assets	75'531	73'485
Trade payables	1'478	1'841
Non-operative assets	11'820	12'617
Eliminations	-6'807	-7'510
Total assets Migros Group	82'021	80'433

Reconciliation of liabilities

CHF million	2024	2023
Total segment liabilities	56'898	55'285
Other financial assets realisable at short notice	2'859	3'908
Non-interest-bearing liabilities	4'530	4'706
Eliminations	-4'315	-5'112
Total liabilities Migros Group	59'973	58'787

6.3 Information by region

Migros Group operates mainly in Switzerland and in some countries abroad. Income and assets are allocated to the regions of Switzerland and Other countries depending on the location of the sites producing the goods and rendering the services. The region Switzerland consequently contains all activities of the Swiss Migros companies, including their export business to other countries. The region Other countries contains all activities of the foreign companies of Migros Group. These consist mainly of companies in Germany, England, France, North America and South Korea. The shown long-term assets include investment property, fixed assets as well as intangible assets held at the respective balance sheet date.

Information by region

CHF million	2024			2023		
	Switzerland	Other countries	Total	Switzerland	Other countries	Total
Total income from third parties	29'044	3'486	32'529	28'623	3'330	31'953
Long-term assets	12'566	539	13'106	12'727	557	13'284

Explanations to the income statement

7. Net income from the financial services business

CHF million	2024	2023
Interest income		
Cash and cash equivalents	109	127
Receivables due from banks	–	1
Mortgages and other customer receivables	921	853
Fixed asset securities	9	4
Total interest income	1'039	985
Interest expense		
Payables due to banks	–34	–26
Customer deposits and liabilities	–264	–180
Issued debt instruments	–93	–73
Total interest expense	–391	–279
Impairments on credit business¹		
Receivables due from banks	–	–
Mortgage receivables	–10	–11
Other customer receivables	–41	–45
Total Impairments on credit business	–51	–56
Reversals of impairments on credit business¹		
Receivables due from banks	–	–
Mortgage receivables	1	2
Other customer receivables	5	7
Total reversal of impairments on credit business	6	9
Net interest income	603	658
Commission income		
Mortgages and other customer receivables	14	9
Securities and investment business	94	88
Income from other services	111	97
Total commission income	219	194
Commission expense	–95	–87
Net commission income	124	107
Income from other financial assets		
Profit (loss) on current asset securities	1	1
Profit (loss) on fixed asset securities	–	–
Impairment on fixed asset securities	–	–2
Reversal of impairments on fixed asset securities	1	–
Dividend income on fixed asset securities	6	6
Currency translation differences, net	73	62
Income from other financial assets	81	67
Total profit from the financial services business	808	832
Disclosed in the consolidated financial statements of FMC under:		
Income of financial services business	1'339	1'245
Expenses of financial services business	–531	–413
Total profit from financial services business	808	832

Developments in the interest rate environment led to both higher interest income and higher interest expenses. Net interest income continued to be driven by the growth in customer lending and deposits. While the Swiss National Bank began to cut key interest rates rapidly and sharply during the course of 2024, Migros Bank chose to follow the falling market interest rates only partially with its account interest rates. Net commission income increased to CHF 124 million due to growth in the investment segment and a growing credit card portfolio.

8. Other operating income

CHF million	2024	2023
Income from advertising services	68	70
Internally generated assets (fixed and intangible)	64	50
Revenue from the disposal of		
↳ Investment property	4	0
↳ Fixed assets	43	22
↳ Intangible assets	0	–
↳ Investments and business operations	6	–
Other operating income	380	385
Total other operating income	565	528

Other operating income includes income from regular sidelines. This income includes government grants amounting to CHF 3 million (2023: CHF 5 million). No outstanding conditions and other income uncertainties in connection with government grants shown in the accounts existed at the respective balance sheet date.

9. Cost of goods and services sold

CHF million	2024	2023
Cost of goods and services sold	19'084	18'931
Inventory change	–24	–3
Total cost of goods and services sold	19'061	18'928

Cost of goods and services sold include government grants in favour of Migros Industrie in particular (mainly in the form of customs duty refunds, milk refunds, other subsidies) totalling CHF 6 million (2023: CHF 6 million) shown as a reduction of costs. No other forms of government grants directly benefiting Migros Group existed at the respective balance sheet date. No outstanding conditions and other income uncertainties in connection with government grants shown in the accounts existed at the respective balance sheet date.

10. Personnel expenses

CHF million	Notes	2024	2023
Wages and salaries		5'087	4'946
Pension costs	33	530	448
Social insurance and other social security benefits		607	593
Other personnel expenses		360	341
Total personnel expenses		6'584	6'328

In agreement with the social partners, Migros companies granted salary increases – individually and performance-related – of up to 2.2% in 2024.

Included among other personnel expenses are expenses for long-service awards and further training of employees.

The effect of the gradual increase in the retirement age to 65 is included in lower pension costs in the previous year.

11. Depreciation and amortisation

CHF million	Notes	2024	2023
Investment property	25		
↳ Ongoing depreciation & amortisation		5	24
↳ Extraordinary depreciation and impairments		1	–
↳ Reversal of impairments		–	–
Total depreciation & amortisation investment property		6	24
Fixed assets	26		
↳ Ongoing depreciation & amortisation		1'064	1'125
↳ Extraordinary depreciation and impairments		161	198
↳ Reversal of impairments		–22	–1
Total depreciation & amortisation fixed assets		1'203	1'323
Intangible assets	27		
↳ Ongoing depreciation & amortisation		202	214
↳ Extraordinary depreciation and impairments		77	218
↳ Reversal of impairments		–0	–
Total depreciation & amortisation intangible assets		279	432
Other assets			
↳ Ongoing depreciation & amortisation		–	–
↳ Extraordinary depreciation and impairments		–	3
↳ Reversal of impairments		–	–
Total depreciation & amortisation other assets		–	3
Total depreciation & amortisation			
↳ Ongoing depreciation & amortisation		1'271	1'363
↳ Extraordinary depreciation and impairments		239	420
↳ Reversal of impairments		–22	–1
Total depreciation & amortisation		1'488	1'782

12. Other operating expenses

CHF million	2024	2023
Rental and building-lease cost	847	840
Losses from the disposal of		
↳ Investment property	0	–
↳ Fixed assets	9	4
↳ Intangible assets	–	–
↳ Investments and business operations	17	1
Maintenance	554	527
Energy and consumables	710	698
Advertising	556	612
Administration	405	407
Other operating expenses	1'286	1'127
Total other operating expenses	4'383	4'216

Other operating expenses include costs of services relating to IT, logistics and transportation, as well as levies, fees, property and capital taxes. Higher other expenses and the increase in maintenance costs are leading to an increase compared with the previous year.

13. Finance income and cost

CHF million	2024	2023
Finance income		
Interest income		
Cash and cash equivalents	9	7
Receivables due from banks	24	17
Fixed asset securities	2	3
Loans	8	10
Other interest income	6	7
Total interest income	49	44
Profit from other financial assets		
Profit/(loss) on current asset securities	1	0
Profit/(loss) on fixed asset securities	2	-1
Dividend income on fixed asset securities	5	9
Currency translation differences, net	-14	-29
Total profit from other financial assets	-7	-21
Reversal of impairments on fixed asset securities and receivables due from banks		
Fixed asset securities	-	-
Loans	15	-
Receivables due from banks	-	-
Total reversal of impairments on fixed asset securities and receivables due from banks	15	-
Impairments on fixed asset securities and receivables due from banks		
Fixed asset securities	-4	-6
Loans	-16	-17
Receivables due from banks	-	-
Debt waiver of receivables	-2	-0
Total impairments on fixed asset securities and receivables due from banks	-22	-23
Total finance income	36	0
Finance costs		
Interest expense		
Payables due to banks	-5	-2
Issued debt instruments	-	-
Other financial liabilities	-0	-0
Finance leasing	-8	-9
Provisions: present value adjustments	-0	-0
Other interest expense	0	-12
Total interest expense	-13	-23
Other finance costs	-3	-5
Total finance costs	-17	-28

14. Income tax expense

CHF million	2024	2023
Current income taxes	136	145
Deferred income taxes	-48	-59
Total income tax expense	87	86

Development of the deferred tax liabilities (net)

CHF million	2024	2023
As per 1 January	1'040	1'083
Changes to the scope of consolidation	0	17
Recorded through profit and loss	-48	-59
Currency translation differences	-5	-1
As per 31 December (net)	987	1'040

Allowance has been made for deferred income tax on differences between the value of assets and liabilities measured in accordance with Group guidelines and values determined under tax legislation. These are reported separately in the consolidated balance sheet.

Deferred income tax assets and liabilities are offset against each other, provided it is permitted to offset current tax refunds against due income tax liabilities and where the income tax refers to the same tax subject.

In the case of Group companies, the tax rate that is expected to apply in each case was used to calculate the annual sum of deferred income tax to be accrued. Overall, the average tax rate that is expected for the Group in the reporting year amounts to 18.3 % (previous year: 18.4 %) and is therefore in line with the level of the previous year.

As at the balance sheet date, the deferred income tax asset recognised in the balance sheet from unused tax losses carried forward was CHF 348 million (previous year: CHF 291 million). Income tax effects on tax losses carried forward are taken into consideration if adequate taxable results can be produced in future against which the tax loss carry forwards can be offset. The evaluation of whether tax effects can be capitalised depends on the expected development of the business and the existence of tax savings options.

Migros Group falls within the scope of the OECD provisions on minimum taxation rules ("BEPS 2.0 – Pillar II"), which have been in force since 1 January 2024. These essentially require an additional tax to be paid for the difference between the effective (lower) tax rate (calculated based on OECD's published "GloBE" rules) and the minimum tax rate of 15 %.

Switzerland has adopted the OECD minimum taxation rules through a constitutional amendment and a corresponding ordinance. A national supplementary tax ("QDMTT") will be levied for the 2024 reporting period, while an international supplementary tax ("IRR") will also come into force for reporting periods from 2025 onwards.

On the basis of the existing country-by-country reporting (CbCR), Migros Group periodically assesses the applicability of transitional regulations (transitional safe harbour rules), which enable simplified reporting.

For the 2024 reporting period, the criteria for simplified reporting were met in all material tax jurisdictions and no significant impacts on the income tax burden are expected as a result of the entry into force of the OECD provisions on minimum taxation.

15. Expenditure for cultural, social and economic policy purposes

Funding provided by Migros Culture Percentage is a voluntary commitment by Migros in the areas of culture, society, education, leisure and the economy. With its institutions, projects and activities, Migros makes culture and education broadly accessible to the population. The following funding is provided for the different areas:

CHF million	2024	2023
Culture	30	26
Education / training	62	67
Social	10	9
Leisure and sport	11	11
Economic policy	4	3
Administration	4	4
Total expenditure for cultural, social and economic policy purposes	121	121

The financing of this item of expenditure is specified in the statutes and rules of the Cooperatives (incl. the FMC). The Cooperatives have undertaken to spend at least 0.5 % (FMC 0.33 %) of their retail sales – over a four-year average – on cultural, social and economic policy purposes. Some of the funds are, for instance, used to support the Club Schools. This expenditure is included in the operating costs. According to Swiss GAAP FER, shortfalls within the four-year period do not qualify as obligations and excess expenditure does not qualify as an asset.

Provisions are thus only made for performance obligations towards third parties existing at the balance sheet date. Compliance with the stipulations of the statutes and rules is thus verified by the calculation of the so-called "Culture Percentage reserve". The calculation highlights any shortfalls in Culture Percentage expenditure that has to be made up over the coming years.

Culture Percentage reserve

CHF million	2024	2023
Minimum expenditure required	118	118
Incurred expenditure	121	121
Excess / (shortfall) in expenditure for the financial year	3	3
Excess / (shortfall) in expenditure for 4-year period	52	73
Culture Percentage reserve as per 31 December	14	11

In the 2024 financial year, Migros Group's expenditure relating to the Culture Percentage exceeded the minimum specified in the charter by CHF 3 million. The Culture Percentage reserve increased by CHF 2 million to CHF 14 million in 2024.

The Culture Percentage reserve is part of retained earnings.

16. Discontinued operations

In the segment Cooperative Retailing, the decision to realign the Migros specialist markets was taken at the end of 2023. Press releases on 2 February and 18 June 2024 publicly announced that new ownership is being sought for all Migros specialist markets. The divestment process was launched for the Mibelle Group in the Migros Industrie segment and for the Hotelplan Group in the Travel segment. These decisions were taken as part of the Group's strategic focus on its core business. New owners have already been found for some of these operations.

The permissible and assessable effects of these decisions in accounting terms are taken into account in the consolidated financial statements for 2024.

Further details on the disposal of subsidiaries and business operations can be found in Note 39. Information on events after the balance sheet date can be found in Note 41.

Explanations to the balance sheet

17. Cash and cash equivalents

CHF million	31.12.2024	31.12.2023
Petty cash/postal accounts/bank accounts	9'779	8'612
Fixed-term deposits with an original maximum maturity of 90 days	66	44
Total cash and cash equivalents	9'844	8'656

18. Mortgages and other customer receivables

CHF million	31.12.2024	31.12.2023
By type of engagement		
Mortgages		
↳ Residential property	45'252	44'618
↳ Office and commercial property	1'038	951
↳ Manufacturing and industry property	375	467
↳ Other mortgages	336	396
Other customer receivables	3'719	3'610
Total mortgages and other customer receivables (gross)	50'720	50'042
Provision for impairment	-187	-162
Total mortgages and other customer receivables	50'533	49'880
By type of collateral		
Mortgages	46'481	46'870
Securities	-	-
Sureties or other collateral	852	161
Unsecured	3'387	3'011
Total mortgages and other customer receivables (gross)	50'720	50'042
Provision for impairment	-187	-162
Total mortgages and other customer receivables	50'533	49'880

Through a combination of digital channels and personal consultations, the mortgage volume was increased by 1.3%. Growth in customer lending was recorded in both the corporate clients and private clients business. The credit portfolio, which is broadly diversified throughout Switzerland, is developed in line with prudent management of the company.

Changes to the provision for impairment

CHF million	2024			2023		
	Mortgages	Customer receivables	Total	Mortgages	Customer receivables	Total
As per 1 January	77	85	162	67	59	125
Changes to the scope of consolidation	–	–	–	–	–	–
Impairments	10	42	52	12	50	61
Reversals of impairments	–1	–5	–6	–2	–7	–9
Disposals / Reclassifications	–5	–16	–21	0	–16	–16
Currency translation differences	–	–	–	–	–	–
As per 31 December	80	106	187	77	85	162

The mortgage business of the financial services business is mainly secured and in the Swiss real estate market.

CHF million	31.12.2024	31.12.2023
Mortgages pledged to mortgage bond bank	10'417	9'698
Loans from mortgage bond bank	7'977	7'451

19. Trade receivables and other receivables

CHF million	31.12.2024	31.12.2023
Receivables of goods and services sold	1'074	1'159
Other receivables	368	342
Total receivables of goods and services sold and other receivables (gross)	1'442	1'501
Provision for impairment	–61	–62
Total receivables of goods and services sold and other receivables	1'381	1'439

Individual companies significantly reduced trade receivables, resulting in an overall decrease compared with the previous year. Other receivables include VAT refund claims, tax credits, receivables from credit card companies and security deposits.

Changes to the provision for impairment

CHF million	2024	2023
As per 1 January	-62	-56
Changes to the scope of consolidation	0	0
Impairments	-13	-8
Reversals of impairments	9	3
Disposals	6	-2
Currency translation differences	0	1
As per 31 December	-61	-62
Pledged receivables	-	-

The formation and release through profit and loss of impairments of trade receivables and other receivables are recognised and reported in other operating expenses.

20. Inventories

CHF million	31.12.2024	31.12.2023
Raw materials and consumables	524	544
Work in process	84	82
Finished products	314	304
Goods for resale	1'637	1'763
Compulsory stocks	24	22
Total inventories (gross)	2'583	2'715
Provision for impairment	-300	-301
Total inventories	2'283	2'414
Pledged inventories	-	-

The level of inventories has fallen as a result of lower volumes, most notably of goods for resale. Impairments are subject to annual fluctuations and remain in line with the previous year.

21. Other financial assets

CHF million	Derivative financial instruments for trading portfolio	Current asset securities	Fixed asset securities	Loans	Total
Notes	24	22	23		
As per 1 January 2024	26	36	1'026	740	1'829
Changes to the scope of consolidation	–	–	–	–	–
Additions	0	185	204	761	1'150
Fair value gains / (losses) through profit and loss	47	1	0	0	48
Reclassifications	–	–	–	–	–
Disposals	–54	–1	–203	–941	–1'199
Currency translation differences	–	–1	0	–0	–1
As per 31 December 2024	20	220	1'027	560	1'827
Accumulated provision for impairment					
As per 1 January 2024			–11	–22	–34
Changes to the scope of consolidation			–	–	–
Impairments			–4	–16	–20
Reversals of impairments			1	16	17
Reclassifications			–	–	–
Disposals			3	4	7
Currency translation differences			–0	–0	–0
As per 31 December 2024			–10	–20	–30
Balance sheet value					
1 January 2024	26	36	1'015	718	1'795
31 December 2024	20	220	1'017	540	1'797
Additional information about financial instruments					
Pledged financial assets	–	–	–	–	–

Further details on the amounts of the other financial assets disclosed can be found in Notes 22 to 24. Further details on the other financial assets' effects on net income are included in Note 7 Net income from financial services business and Note 13 Finance income and cost.

CHF million	Derivative financial instruments for trading portfolio	Current asset securities	Fixed asset securities	Loans	Total
Notes	24	22	23		
As per 1 January 2023	12	165	936	443	1'557
Changes to the scope of consolidation	–	–	0	5	5
Additions	–	0	70	1'075	1'145
Fair value gains / (losses) through profit and loss	85	1	–1	–0	86
Reclassifications	–	–130	130	–	–
Disposals	–71	–1	–110	–783	–964
Currency translation differences	–	–0	–0	–0	–0
As per 31 December 2023	26	36	1'026	740	1'829

Accumulated provision for impairment

As per 1 January 2023			–6	–4	–10
Changes to the scope of consolidation			–0	–	–0
Impairments			–8	–17	–25
Reversals of impairments			–	–	–
Reclassifications			–	–	–
Disposals			3	–1	2
Currency translation differences			–	0	0
As per 31 December 2023			–11	–22	–34

Balance sheet value

1 January 2023	12	165	930	439	1'546
31 December 2023	26	36	1'015	718	1'795

Additional information about financial instruments

Pledged financial assets	–	–	–	–	–
--------------------------	---	---	---	---	---

22. Current asset securities

CHF million	31.12.2024	31.12.2023
Debt instruments		
Listed on stock exchanges	42	–
Not listed	0	–
Total debt instruments	42	–
Equity instruments		
Listed on stock exchanges	67	34
Not listed	110	2
Total equity instruments	178	36
Total current asset securities	220	36

There were strategic realignments of share portfolios in the reporting year, resulting in a reclassification of equity instruments between current and fixed assets (see Note 23, Fixed asset securities).

23. Fixed asset securities

CHF million	31.12.2024	31.12.2023
Debt instruments		
Listed on stock exchanges	651	626
Not listed	96	32
Total debt instruments	747	658
Equity instruments		
Listed on stock exchanges	133	176
Not listed	148	192
Total equity instruments	280	367
Total fixed asset securities (gross)	1'027	1'026
Provision for impairment	–10	–11
Total fixed asset securities	1'017	1'015

As part of liquidity management, debt instruments falling into the fixed asset securities category were increased in the financial year.

24. Derivative financial instruments

CHF million	31.12.2024			31.12.2023		
	Replacement values		Contract volume	Replacement values		Contract volume
	positive	negative		positive	negative	
Derivative financial instruments recognised						
Trading portfolio						
Interest instruments	–	–	–	–	–	–
Foreign currency instruments	21	5	1'884	26	20	1'736
Commodity hedging	–	–	–	–	–	–
Equity instruments	–	–	–	–	–	–
Total derivative financial instruments recognised	21	5	1'884	26	20	1'736
Derivative financial instruments not recognised						
Held for cash flow hedge						
Interest instruments	–	–	–	–	–	–
Foreign currency instruments	15	4	1'118	0	26	1'016
Commodity hedging	–	–	22	–	–	7
Held for fair value hedge						
Interest instruments	166	0	1'963	52	–	1'113
Derivative financial instruments concluded in connection with related parties						
Foreign currency instruments - related counterparty ¹	144	1	3'599	0	153	3'993
Foreign currency instruments - third-party counterparty ¹	1	144	3'599	153	0	3'993
Total derivative financial instruments not recognised	326	150	10'302	205	178	10'122
Total derivative financial instruments	347	155	12'185	231	198	11'859

¹ Foreign currency hedge contracts concluded between the Federation of Migros Cooperatives and the Migros Pension Fund with full risk transfer to a third party.

The derivative financial instruments purchased by Migros Group as part of the hedging strategy, and which meet the hedge accounting criteria, are not reported in the balance sheet but are instead only recognised in the income statement upon maturity. Only fair value hedges and hedging instruments that do not meet or no longer meet the hedge accounting criteria are reported in the balance sheet.

25. Investment property

CHF million	2024	2023
Acquisition costs		
As per 1 January	577	495
Changes to the scope of consolidation	–	–
Additions from		
↳ acquisitions	3	7
↳ capitalised costs	–	–
Reclassifications from /to fixed assets	3	76
Disposals	–77	–0
Currency translation differences	0	–0
As per 31 December	506	577
Accumulated depreciation and impairment provision		
As per 1 January	–197	–161
Changes to the scope of consolidation	–	–
Depreciation	–5	–24
Extraordinary depreciation and impairments	–1	–
Reversal of impairments	–	–
Reclassifications	–1	–13
Disposals	7	0
Currency translation differences	–0	0
As per 31 December	–196	–197
Balance sheet value		
1 January	380	334
31 December	310	380
Additional information about investment property		
Undeveloped plots of land recognised as investment property		
↳ Acquisition costs	80	86
↳ Accumulated impairment provision	–6	–6
Investment property - finance lease	–	–
Rental income from investment property	14	22
Maintenance and operating costs for investment properties generating rental income during the period	3	6
Maintenance and operating costs for investment properties not generating rental income during the period	3	5
Existence and extent of restrictions with regard to sale	4	4
Contractual obligations to purchase, construct and maintain investment property	11	13

26. Fixed assets

CHF million	Undeveloped land	Land & buildings	Plant, machinery & equipment	Other fixed assets	Assets under construction	Total
Acquisition costs						
As per 1 January 2024	83	12'946	14'068	1'905	683	29'684
Changes to the scope of consolidation	–	–	–7	1	–	–5
Additions from						
↳ acquisitions	–	184	316	48	767	1'315
↳ capitalised costs	–	–	1	–	9	10
Reclassifications						
↳ within fixed assets	–	171	593	55	–819	–
↳ from/to investment property	–	–2	13	1	–14	–3
Disposals	–	–161	–619	–141	–26	–947
Currency translation differences	0	5	4	1	1	10
As per 31 December 2024	83	13'142	14'368	1'870	601	30'064
Accumulated depreciation and impairment provision						
As per 1 January 2024	–3	–6'511	–9'873	–1'417	–8	–17'810
Changes to the scope of consolidation	–	–	2	0	–	2
Depreciation	–	–298	–654	–112	–0	–1'064
Extraordinary depreciation and impairments	–	–2	–123	–36	–1	–161
Reversal of impairments	–	9	13	0	–	22
Reclassifications						
↳ within fixed assets	–	16	–16	0	–	–
↳ from/to investment property	–	–0	1	–0	–	1
Disposals	–	81	577	134	1	793
Currency translation differences	–	–2	–3	–0	–0	–5
As per 31 December 2024	–3	–6'707	–10'076	–1'430	–8	–18'223
Balance sheet value						
1 January 2024	80	6'435	4'195	488	675	11'874
31 December 2024	80	6'436	4'292	439	593	11'841
Additional information about fixed assets						
Fixed assets – finance leasing	–	98	4	2	–	104
Pledged or restricted title of fixed assets	–	6	0	1	–	7
Contractual obligation to purchase, construct and maintain fixed assets	–	4	8	1	182	196
Reimbursements / compensation received from third parties	–	0	–	–	–	0

Impairments carried out in 2024 mainly affect the segments Cooperative Retailing (in the amount of CHF 60 million) and Migros Industrie (CHF 22 million). These relate to logistics properties and production facilities.

In 2024, Migros Group received government grants for fixed assets of CHF 2 million (2023: CHF 1 million), which were deducted directly from the acquisition costs of the assets concerned.

CHF million	Undeveloped land	Land & buildings	Plant, machinery & equipment	Other fixed assets	Assets under construction	Total
Acquisition costs						
As per 1 January 2023	76	12'522	13'780	1'876	959	29'213
Changes to the scope of consolidation	–	–	24	10	–	35
Additions from						
↳ acquisitions	2	124	417	77	660	1'280
↳ capitalised costs	–	–	0	–	8	8
Reclassifications						
↳ within fixed assets	7	496	330	29	–861	–
↳ from/to investment property	–	–69	17	2	–26	–76
Disposals	–2	–103	–478	–83	–52	–718
Currency translation differences	–0	–24	–24	–5	–5	–58
As per 31 December 2023	83	12'946	14'068	1'905	683	29'684
Accumulated depreciation and impairment provision						
As per 1 January 2023	–3	–6'168	–9'492	–1'372	–53	–17'087
Changes to the scope of consolidation	–	–	–21	–5	–	–26
Depreciation	–	–307	–700	–119	–0	–1'125
Extraordinary depreciation and impairments	–	–109	–85	–5	–	–198
Reversal of impairments	–	–	1	0	–	1
Reclassifications						
↳ within fixed assets	–	–46	1	–0	45	–
↳ from/to investment property	–	12	1	0	–	13
Disposals	1	98	406	80	0	584
Currency translation differences	–	10	16	3	0	29
As per 31 December 2023	–3	–6'511	–9'873	–1'417	–8	–17'810
Balance sheet value						
1 January 2023	73	6'354	4'289	504	906	12'126
31 December 2023	80	6'435	4'195	488	675	11'874
Additional information about fixed assets						
Fixed assets – finance leasing	–	116	7	3	–	125
Pledged or restricted title of fixed assets	–	16	0	1	–	16
Contractual obligation to purchase, construct and maintain fixed assets	–	19	19	2	318	359
Reimbursements / compensation received from third parties	–	0	–	–	–	0

Impairments carried out in 2023 mainly affect the segments Cooperative Retailing (in the amount of CHF 157 million) and Migros Industrie (CHF 42 million). These relate to logistics properties and production facilities.

In 2023, Migros Group received government grants for fixed assets of CHF 1 million (2022: CHF 1 million), which were deducted directly from the acquisition costs of the assets concerned.

27. Intangible assets

CHF million	Goodwill	Software	Trademarks, licences, patents, publishing rights	Development costs	Intangible assets in development	Total
Acquisition costs						
As per 1 January 2024	1'136	460	1'024	603	78	3'301
Changes to the scope of consolidation	21	0	-0	-	-	21
Additions from						
↳ acquisitions	11	83	1	22	65	183
↳ capitalised costs	-	-	-	-	-	-
Reclassifications	-	4	1	2	-7	-
Disposals	-7	-17	-28	-23	-	-74
Currency translation differences	4	0	2	0	-0	7
As per 31 December 2024	1'166	531	1'001	604	136	3'437
Accumulated depreciation and impairment provision						
As per 1 January 2024	-834	-260	-686	-491	0	-2'271
Changes to the scope of consolidation	1	-0	0	-	-	1
Depreciation	-70	-35	-70	-27	-	-202
Extraordinary depreciation and impairments	-38	-5	-9	-25	-	-77
Reversal of impairments	-	0	-	-	-	0
Reclassifications	-	-	-	-	-	-
Disposals	7	14	28	23	-	72
Currency translation differences	-4	0	-0	-0	-	-4
As per 31 December 2024	-939	-286	-737	-520	0	-2'482
Balance sheet value						
1 January 2024	302	200	338	112	78	1'030
31 December 2024	227	245	263	84	136	955
Additional information about intangible assets						
Pledged or restricted title	-	0	0	-	-	0
Obligations to purchase intangible assets	-	-0	-	-	-0	-0

Capitalised development costs mainly comprise the costs of IT applications developed in-house (applications, customisation of standard solutions). A significant proportion of the newly capitalised costs can be attributed to the "EIGER" and "ONE Smart Solution" projects.

Changes to the scope of consolidation are due to company acquisitions and disposals. Details can be found in Note 39.

Additions from acquisitions are, on the one hand, investments in goods management, logistics and telecommunications systems as well as in systems for online trading. On the other hand, they include investments for the "EIGER" programme.

CHF million	Goodwill	Software	Trademarks, licences, patents, publishing rights	Development costs	Intangible assets in development	Total
Acquisition costs						
As per 1 January 2023	1'051	360	852	470	76	2'809
Changes to the scope of consolidation	96	1	172	105	7	381
Additions from						
↳ acquisitions	–	78	6	19	58	162
↳ capitalised costs	–	–	–	–	0	0
Reclassifications	–	49	3	9	–61	–
Disposals	–7	–25	–0	–	–3	–34
Currency translation differences	–4	–3	–10	–0	–0	–17
As per 31 December 2023	1'136	460	1'024	603	78	3'301
Accumulated depreciation and impairment provision						
As per 1 January 2023	–656	–215	–623	–322	–0	–1'817
Changes to the scope of consolidation	–	–0	–	–62	–	–62
Depreciation	–78	–46	–65	–24	–	–214
Extraordinary depreciation and impairments	–108	–24	–3	–83	–	–218
Reversal of impairments	–	–	–	–	–	–
Reclassifications	–	–	–	–	–	–
Disposals	0	24	0	–	0	25
Currency translation differences	9	2	6	0	0	16
As per 31 December 2023	–834	–260	–686	–491	0	–2'271
Balance sheet value						
1 January 2023	394	144	229	147	76	992
31 December 2023	302	200	338	112	78	1'030
Additional information about intangible assets						
Pledged or restricted title	–	0	0	–	–	0
Obligations to purchase intangible assets	–	–0	–	–	–0	–0

28. Other assets

CHF million	31.12.2024	31.12.2023
Prepayments	152	186
Real estate from collateral loans ¹	2	2
Accrued interest income	31	25
Other accrued income	321	316
Total other assets	506	529

¹ From Financial Services segment.

29. Other financial liabilities

CHF million	Notes	31.12.2024	31.12.2023
Liabilities from finance leases		141	166
Derivative financial instruments	24	5	21
Staff investment accounts		0	1'269
Other financial liabilities		73	298
Total other financial liabilities		219	1'753

The staff investment accounts were transferred from the FMC to Migros Bank in the reporting year and are now shown in the balance sheet item of customer deposits and liabilities. The M savings accounts of current and retired employees will continue to enjoy a preferential interest rate.

Liabilities from finance leases

CHF million	31.12.2024			31.12.2023		
	Nominal	Discount ¹	Present value ²	Nominal	Discount ¹	Present value ²
Remaining contract terms						
Up to one year	10	8	2	12	9	3
More than one and up to five years	38	30	8	47	36	11
More than five years	298	167	130	331	180	152
Total liabilities from finance leases	346	205	141	391	225	166

¹ Future financing costs.

² Carrying amounts in the balance sheet.

Additional information about finance leases

CHF million	31.12.2024	31.12.2023
Contingent lease payments recorded in the income statement	8	10
Expected future minimum lease payments from sub-lease contracts	–	–

Finance leases mainly comprise long-term rental agreements for real estate. Apart from finance leases, Migros Group also operates rental and lease agreements, which due to their economic content have been classified as operating leasing agreements. See also Note 36.

30. Trade payables and other liabilities

CHF million	31.12.2024	31.12.2023
Trade payables	1'478	1'841
Other liabilities	794	795
Accrued expenses		
↳ Course fees of Club Schools	25	29
↳ Rent	6	11
↳ Interest	45	52
↳ Other accrued expenses	511	496
Total trade payables and other liabilities	2'860	3'225

System and process changes resulted in a postponement of creditor payments for trade payables at the end of the year, leading to a decrease in the balance compared with the previous year. Other accrued expenses include obligations from customer loyalty programmes, such as M-Cumulus.

31. Provisions

CHF million	Guarantees	Restructuring	Onerous contracts	Legal cases	Insured claims ¹	Others	Total
As per 1 January 2023	15	1	41	39	13	108	218
Changes to scope of consolidation	0	–	–	–0	–	5	5
Addition	14	5	53	9	11	58	151
Usage	–14	–1	–17	–1	–5	–30	–69
Release	–	–0	–2	–12	–5	–7	–26
Unwinding of discounts	–	–	0	–	–	0	0
Reclassification	–	–	–4	1	–	3	–
Currency translation differences	–0	–0	–0	–0	–	–1	–1
As per 31 December 2023	16	5	72	35	14	136	277
Of which current	5	0	12	34	6	38	94
As per 1 January 2024	16	5	72	35	14	136	277
Changes to scope of consolidation	–	–	–	0	–	1	1
Addition	20	80	104	8	8	150	371
Usage	–14	–4	–32	–10	–3	–33	–96
Release	–0	–0	–13	–2	–6	–7	–29
Unwinding of discounts	–	–	–0	–	–	0	0
Reclassification	–	–	–	–	–	–	–
Currency translation differences	–0	–0	–0	0	–	–0	–0
As per 31 December 2024	21	81	131	31	13	247	524
Of which current	6	65	36	30	5	69	211

¹ Include liabilities for which insurance exists (such as liability claims and transport claims)

The increase in provisions of CHF 247 million is largely attributable to adjustments to the portfolio (provisions for restructuring, onerous contracts and formation of other provisions).

32. Issued debt instruments

CHF million	31.12.2024	31.12.2023
Long-term bonds issued ¹	550	550
Mortgage-backed loans ¹	7'977	7'451
Medium-term bonds ¹	425	315
Private placements	–	–
Total issued debt instruments	8'953	8'315
Of which subordinated	–	–

¹ From Financial Services segment.

No payment defaults or contract infringements occurred in issued debt instruments either during the reporting year or the previous year. Holdings of mortgage-backed loans were increased in the reporting year in order to secure long-term refinancing.

Detailed overview of long-term bonds issued

CHF million	Securities number	Year of issue	Interest rate nominal	Interest rate effective	Currency	Maturity	Nominal amount
Migros Bank	46123893	2019	0.25 %	0.20 %	CHF	10.12.2027	200
	129087086	2023	2.25 %	2.19 %	CHF	26.09.2028	200
	129087087	2023	2.50 %	2.41 %	CHF	26.09.2033	150
Total long-term bonds issued							550

No new long-term bonds were issued in the reporting year.

33. Assets and liabilities from employee benefits

A number of different pension plans are available for Migros Group employees. The majority of Migros Group employees are insured under a Swiss pension fund. The Board of Trustees of the Migros Pension Fund decided to switch from a defined benefit to a defined contribution plan on 1 January 2023. The switch did not result in any change to benefits, nor did it have any material effect on MPF members or affiliated companies. There is no fundamental change in the calculation of the income subject to contributions or the contributions to be paid by employees and employers.

Under the Swiss Federal Law on Occupational Old Age, Survivors' and Disability Pension Plans (BVG), employees insured in Switzerland are insured against the risks of old age, death and disability in various legally independent pension funds. The largest pension funds are the Migros Pension Fund (MPF) and the VORSORGE in globo M foundation.

These pension funds are foundations which are legally separate from Migros Group and whose executive bodies are made up equally of employer and employee representatives. The executive bodies determine, among other things, the amount of pension benefits as well as the investment strategy for pension plan assets, based on an asset liability study carried out at regular intervals. The asset liability studies are based on the pension obligations calculated in accordance with statutory pension provisions, since the former are authoritative for cash flows. The regulations drawn up by the executive bodies as part of the statutory investment provisions also form the basis for the way in which the assets of the pension plans are invested. Responsibility for their implementation lies with the investment committees of the executive bodies concerned. The management board of each pension fund is entrusted with the investment of the assets.

The benefits provided by the pension plans are significantly higher than the minimum level prescribed by law. If an insured party leaves either Migros Group or the corresponding pension plan before reaching retirement age, the vested benefits acquired on the basis of statutory pension

provisions are transferred to the insured party's new pension provision solution. In addition to the funds brought into the pension plan by the insured party, the vested benefits also include employee and employer contributions as well as a mandatory premium. Upon reaching retirement age, the insured party can choose whether to draw their benefits in the form of an annuity or as a lump sum. Within the financial options available to a pension plan, and in accordance with statutory pension provisions, pensions must be adapted in line with inflation.

Assets from employee benefits

CHF million	31.12.2024	31.12.2023
Short-term benefits	54	38
Post-employment benefits	0	0
Employer contribution reserves	1'129	1'166
Economic benefit from pension funds	–	–
Total assets from employee benefits	1'183	1'205

Employer contribution reserve

CHF million	Pension funds	Patronage funds / patronage pension institutions	Total
Nominal Value			
As per 1 January 2024	1'166	–	1'166
Accumulation of employer contribution reserves	44	–	44
Use of employer contribution reserves	–86	–	–86
Interest income	5	–	5
As per 31 December 2024	1'129	–	1'129
Granted renounced use			
As per 1 January 2024	–	–	–
Granted renounced use in the reporting period	–	–	–
Reversed renounced use in the reporting period	–	–	–
As per 31 December 2024	–	–	–
Total employer contribution reserves 31 December 2024	1'129	–	1'129
Nominal Value			
As per 1 January 2023	1'190	–	1'190
Accumulation of employer contribution reserves	87	–	87
Use of employer contribution reserves	–115	–	–115
Interest income	5	–	5
As per 31 December 2023	1'166	–	1'166
Granted renounced use			
As per 1 January 2023	–	–	–
Granted renounced use in the reporting period	–	–	–
Reversed renounced use in the reporting period	–	–	–
As per 31 December 2023	–	–	–
Total employer contribution reserves 31 December 2023	1'166	–	1'166

The employer contribution reserve is formed from pension contributions paid by the employer in advance. The employer can derive an economic benefit from the reserve in the form of reduced future contributions, provided that the employer has not granted any conditional waiver of use.

Liabilities from employee benefits

CHF million	31.12.2024	31.12.2023
Short-term benefits	260	244
Termination benefits	0	0
Post-employment benefits	24	41
Other long-term benefits	286	305
Economic obligation from pension funds	2	1
Total liabilities from employee benefits	572	591

Economic benefit / Economic obligations from pension funds

CHF million	Surplus / Deficit 31.12.2024	Economical part of Migros Group		Change resulting in profit compared to previous period resp. recognised in the reporting period 2024	Contributions concerning current period 2024	Pension benefit expenses current period	
		31.12.2024	31.12.2023			2024	2023
Patronage funds / patronage pension institutions	-	-	-	-	-	-	-
Pension institutions without surplus / deficit	-	-	-	-	-	-	-
Pension institutions with surplus	2'936	-	-	-	511	511	431
Pension institutions with deficit	-	-	-	-	-	-	-
Pension institutions without own assets	-	-	-	-	19	19	17
Total	2'936	-	-	-	530	530	448

The main foundations posted a surplus. The surplus is of no economic benefit to the employer.

CHF million	2024		2023	
	Switzerland	Abroad	Total	Total
Employer contribution				
Contributions concerning current period	417	21	438	328
Employer contributions accumulated by the employer contribution reserve	86	-	86	115
Total employer contribution	503	21	524	444
Change in employer contribution reserve by asset development, provision for impairment, etc.	5	-	5	5
Employer contribution and change in employer contribution reserve	508	21	529	449
Change in economic part due to surplus / deficit	-	-	-	-
Change in obligation pension institutions without own assets	-	0	0	-0
Pension benefit expenses current period	508	21	530	448

On 25 September 2022, the Swiss population accepted the proposal to stabilise Old-Age and Survivors Insurance (OASI 21). The reference age of 65 will apply to both men and women from the start of 2028. The reference age for women will be increased from 64 to 65 in four stages, with an initial increase of three months taking effect on 1 January 2025. The gradual increase in the reference age will likewise apply to occupational pensions. During the previous year, the Migros Group bodies and the Board of Trustees of the Migros Pension Fund decided that the retirement age for women and men will be adjusted to the statutory reference age from 1 January 2025 onwards in line with the OASI reform (until now, the ordinary retirement age for employees of companies affiliated with the Migros Pension Fund has been 64). As a result of this adjustment, provisions for the Migros OASI replacement pension were reversed in the previous year.

34. Cooperative capital

Cooperative share certificates	Share certificate 10.--	Share certificate 20.--/30.--	Total share certificates
01.01.2023	2'307'994	87	2'308'081
Change in share certificates	12'486	0	12'486
31.12.2023	2'320'480	87	2'320'567
Change in share certificates	-39'131	0	-39'131
31.12.2024	2'281'349	87	2'281'436

Change in Cooperative capital CHF thousand

01.01.2023	23'080	2	23'082
Change in Cooperative capital	125	0	125
31.12.2023	23'205	2	23'207
Change in Cooperative capital	-387	0	-387
31.12.2024	22'819	2	22'820

Cooperative capital – Statutory provisions

Share certificates:

Each Cooperative issues its own registered share certificates.

Liability:

The assets of a Cooperative are exclusively liable for the commitments of that Cooperative. Any personal liability on the part of Cooperative members is excluded.

Further explanations

35. Balance sheet maturities

The balance sheet structure of Migros Group is based on liquidity. The table below offers an overview of maturities (short-term; long-term) of assets and liabilities.

CHF million	31.12.2024			31.12.2023		
	Current assets	Non-current assets	Total	Current assets	Non-current assets	Total
ASSETS						
Cash and cash equivalents	9'844	–	9'844	8'656	–	8'656
Receivables due from banks	1'165	17	1'182	995	1	995
Mortgages and other customer receivables	18'237	32'297	50'533	17'624	32'256	49'880
Trade receivables	1'015	–	1'015	1'099	–	1'099
Other receivables	365	1	366	339	1	340
Inventories	2'283	–	2'283	2'414	–	2'414
Other financial assets	546	1'251	1'797	882	913	1'795
Investment in associates and joint ventures	–	115	115	–	118	118
Investment property	–	310	310	–	380	380
Fixed assets	–	11'841	11'841	–	11'874	11'874
Intangible assets	–	955	955	–	1'030	1'030
Assets from employee benefits	54	1'129	1'183	38	1'166	1'205
Current income tax receivables	18	–	18	42	–	42
Deferred income tax assets	–	71	71	–	78	78
Other assets	506	–	506	529	–	529
TOTAL ASSETS	34'034	47'987	82'021	32'617	47'816	80'433

CHF million	31.12.2024			31.12.2023		
	Current liabilities	Non-current liabilities	Total	Current liabilities	Non-current liabilities	Total
LIABILITIES						
Payables due to banks	795	25	819	528	45	573
Customer deposits and liabilities	44'907	–	44'907	42'854	–	42'854
Other financial liabilities	61	158	219	1'589	164	1'753
Trade payables	1'478	–	1'478	1'841	–	1'841
Other liabilities	1'382	0	1'382	1'383	0	1'384
Provisions	211	314	524	94	183	277
Issued debt instruments	527	8'425	8'953	538	7'777	8'315
Liabilities from employee benefits	266	306	572	253	338	591
Current income tax payables	61	–	61	80	–	80
Deferred income tax liabilities	–	1'058	1'058	–	1'118	1'118
TOTAL LIABILITIES	49'687	10'286	59'973	49'159	9'628	58'787

36. Operating leasing

Migros Group as lessee

At the balance sheet date, Migros Group had open obligations from irrevocable operating leases, maturing as follows:

CHF million	31.12.2024	31.12.2023
Remaining contract terms		
Up to one year	782	800
More than one and up to five years	2'398	2'493
More than five years	2'148	2'252
Total future liabilities from operating leases	5'328	5'545
Minimum lease payments	834	825
Contingent lease payments	12	14
Income from sub-lease relationships	-53	-62
Net payments from operating leases and sub-lease contracts affecting net income	794	777
Expected future payments from sub-lease contracts	216	191

Payments for operating leases relate mainly to rent for real property. Payments from sub-lettings equate to lease payments received by Migros Group from sub-lettings under operating leases.

Migros Group as lessor

At the balance sheet date, Migros Group had contractually agreed the following irrevocable minimum lease payments:

CHF million	31.12.2024	31.12.2023
Remaining contract terms		
Up to one year	195	196
More than one and up to five years	457	447
More than five years	215	208
Total future receivables from operating leases	867	851
Contingent lease payments received	3	3

Future receivables from operating leases include payments that Migros Group will receive in future as income from renting out its properties to third parties. The variable indexed part of the rental income realised in the period will be shown as contingent lease payments received.

37. Off-balance sheet transactions

Migros Group and its subsidiaries continually face legal disputes, claims and actions that usually originate from normal operating activities. No major liabilities are expected in this connection which are not already taken into account by corresponding provisions (see Note 31). The Board of Directors is not aware of any new facts since the last balance sheet date that significantly influence the 2024 annual financial statements.

Most of the contingent liabilities originate from the operational banking business of Migros Bank.

Contingent liabilities

CHF million	31.12.2024	31.12.2023
Contingent liabilities from the financial services business		
Guarantees for loans and similar instruments	0	0
Performance guarantees and similar instruments	63	68
Unutilised irrevocable loan commitments	1'947	1'935
Capital commitments	74	70
Total contingent liabilities from the financial services business	2'084	2'073
Other contingent liabilities		
Guarantees	0	1
Sureties	27	29
Others	35	31
Total other contingent liabilities	62	61

Contingent liabilities from the financial services business are part of the normal course of customer business and are CHF 10 million higher than in the previous year. Other contingent liabilities, which are at the previous year's level, mainly include guarantees issued by various companies and other liabilities of various companies.

Contingent assets

CHF million	31.12.2024	31.12.2023
Total contingent assets	-	-

There were no contingent assets as at 31 December 2024.

Fiduciary placements

CHF million	31.12.2024	31.12.2023
Fiduciary placements with third-party banks for account of the customers	-	-

Fiduciary placements are funds Migros Bank places with third-party banks for account of customers. Migros Bank is neither responsible for any defaults by the third-party bank nor are creditors able to access placed assets.

38. Information about relationships with related parties

31.12.2024

CHF million	Associates	Joint ventures	Key management personnel ¹	Pension funds	Other related parties ²	Total
Balance sheet						
Cash and cash equivalents	–	–	–	–	6	6
Mortgages and other customer receivables	56	–	12	–	–	68
Trade receivables	1	1	–	1	0	3
Other receivables	0	0	0	0	3	4
Other financial assets	25	0	–	–	44	69
Other assets	8	–	–	0	0	8
Customer deposits and liabilities	–3	–	–11	–78	–0	–92
Other financial liabilities	–30	–	–	–69	–2	–101
Trade payables	–1	–0	–	–	–0	–1
Other liabilities	–2	–	–	–1	–14	–17
Provisions	–	–	–	–	–	–
Income statement						
Net revenue from goods and services sold	27	3	–	4	1	35
Other operating income	0	0	–	1	9	10
Result from financial services	1	–	0	–1	–0	0
Cost of goods and services sold	–6	–	–22	–0	–0	–28
Other operating expenses	–0	–5	–	–16	–17	–39
Finance income	1	–	–	286	0	287
Finance cost	–1	–	–	–232	–0	–233
Off-balance-sheet transactions						
Issued guarantees	–	–	–	–	–	–
Irrevocable loan commitments	–	–	–	–	–	–
Entered future liabilities for the purchase of						
↳ inventories	–	–	–	–	–	–
↳ other financial assets	–	–	–	–	–	–
↳ non-current assets ³	–	–	–	–	–	–
Entered future liabilities for the supply of						
↳ inventories	–	–	–	–0	–	–0
Future liabilities arising from operating lease-commitments	–	–	–	–226	–7	–233
Future receivables arising from operating lease-commitments	–	–	–	–	–	–

¹ Key management personnel includes the Board of Directors of the Federation of Migros Cooperatives, the members of the board of directors and the chief executive officer of Migros Supermarket Ltd., as well as the Executive Board of the Federation of Migros Cooperatives. Transactions between Migros Group and the key management personnel are, in case of external members of the Board, carried out at market conditions and, in case of staff being engaged as key management personnel, at standard employee conditions.

² Other related parties include in particular foundations such as the "Im Grünen" foundation.

³ Non-current assets include investment property, fixed assets and intangible assets.

The other financial liabilities with pension funds are, as in previous years, surplus liquidity positions of the pension funds, made available by the latter on a short-term basis to the Federation of Migros Cooperatives.

The gains achieved from foreign currency derivatives concluded in connection with pension funds are included in finance income and expense. These gains are squared by offsetting third-party transactions (see derivatives not entered in the balance sheet in connection with related parties Note 24).

31.12.2023

CHF million

	Associates	Joint ventures	Key management personnel ¹	Pension funds	Other related parties ²	Total
Balance sheet						
Cash and cash equivalents	-	-	-	-	1	1
Mortgages and other customer receivables	53	-	10	-	-	63
Trade receivables	1	1	-	0	0	1
Other receivables	0	1	-	0	12	13
Other financial assets	15	0	-	-	50	65
Other assets	0	-	-	-	0	0
Customer deposits and liabilities	-2	-	-5	-58	-0	-65
Other financial liabilities	-30	-0	-	-266	-2	-298
Trade payables	-2	-	-0	-	-2	-4
Other liabilities	-1	-	-	-1	-16	-19
Provisions	-	-	-	-	-	-
Income statement						
Net revenue from goods and services sold	29	2	1	4	1	37
Other operating income	0	0	-	1	9	10
Result from financial services	1	-	0	-	-	1
Cost of goods and services sold	-4	-0	-	-0	-0	-4
Other operating expenses	-1	-3	-0	-15	-17	-36
Finance income	1	0	-	168	0	170
Finance cost	-0	-	-	-411	-0	-412
Off-balance-sheet transactions						
Issued guarantees	-	-	-	-	-	-
Irrevocable loan commitments	-	-	-	-	-	-
Entered future liabilities for the purchase of						
↳ inventories	-	-	-	-	-	-
↳ other financial assets	-	-	-	-	-	-
↳ non-current assets ³	-	-	-	-	-	-
Entered future liabilities for the supply of						
↳ inventories	-	-	-	-	-	-
Future liabilities arising from operating lease-commitments	-	-	-	-229	-7	-236
Future receivables arising from operating lease-commitments	-	-	-	-	-	-

¹ Key management personnel includes the Board of Directors of the Federation of Migros Cooperatives, the members of the board of directors and the chief executive officer of Migros Supermarket Ltd., as well as the Executive Board of the Federation of Migros Cooperatives. Transactions between Migros Group and the key management personnel are, in case of external members of the Board, carried out at market conditions and, in case of staff being engaged as key management personnel, at standard employee conditions.

² Other related parties include in particular foundations such as the "Im Grünen" foundation.

³ Non-current assets include investment property, fixed assets and intangible assets.

Personnel expenses of key management personnel

CHF million	2024	2023
Short-term benefits	13	14
Post-employment benefits	2	2
Other long-term benefits	0	0
Termination benefits	0	–
Total personnel expenses of key management personnel	15	16

39. Acquisition and disposal of subsidiaries and business operations

Acquisition of subsidiaries and business operations in 2024

Fair Value¹ CHF million	Note	Segment Cooperative Retailing	Total
Cash and cash equivalents		2	2
Receivables		3	3
Inventories		0	0
Other financial assets		–	–
Fixed assets and investment property		6	6
Intangible assets (w/o goodwill)		0	0
Deferred income tax assets		0	0
Other assets		0	0
Financial liabilities		–0	–0
Trade payables		–2	–2
Provisions		–1	–1
Deferred income tax liabilities		–	–
Other liabilities		–2	–2
Addition net assets		6	6
Minority interests			–
Badwill			–0
Goodwill	27		22
Cost of acquisition			28
Of which attributable to capital investment			–
Of which interests held before acquisition date			–
Acquired cash and cash equivalents ²			–2
Future obligations			–
Compensation for already existing financing operations			–
Net outflow of funds			26

¹ Fair value according to Purchase Accounting. Fair value analyses were made for all balance sheet categories; where essential a valuation adjustment was carried out.

² For capital invested, only the liquid funds before capital investment are regarded as acquired from a Group perspective.

In the **segment Cooperative Retailing**, tegut... gute Lebensmittel GmbH & Co. KG acquired 100 % of the shares in Germany-based company tegut... BASIC GmbH on 15 December 2023. On 14 December 2023, the Migros Cooperative Ticino acquired 100 % of the shares in VM Partner Ticino Sagl. Both companies were integrated into the scope of consolidation on 1 January 2024.

The acquired companies have contributed sales of CHF 45 million since their inclusion in the scope of consolidation.

As far as the acquisitions of MediShams Holding SA and Pharmacie de la Batelière SA by Medbase Apotheken AG are concerned, information relating to financial statements was unavailable at the time of the Migros Group financial statements being released. Consequently, the initial recognition of the business combination was not possible. Full integration in Migros Group will take place in 2025.

Acquisition of subsidiaries and business operations in 2023

Fair Value¹		Segment Cooperative Retailing	Segment Health	Total
CHF million	<i>Note</i>			
Cash and cash equivalents		4	21	25
Receivables		1	75	76
Inventories		0	34	34
Other financial assets		–	5	5
Fixed assets and investment property		1	7	8
Intangible assets (w/o goodwill)		7	215	222
Deferred income tax assets		–	5	5
Other assets		0	2	2
Financial liabilities		–8	–121	–130
Trade payables		–5	–55	–60
Provisions		–5	–0	–5
Deferred income tax liabilities		–	–23	–23
Other liabilities		–2	–7	–9
Addition net assets		–8	159	151
Minority interests				2
Badwill				–
Goodwill	<i>27</i>			96
Cost of acquisition				250
Of which attributable to capital investment				–
Of which interests held before acquisition date				–
Acquired cash and cash equivalents ²				–25
Future obligations				–47
Compensation for already existing financing operations				116
Net outflow of funds				294

¹ Fair value according to Purchase Accounting. Fair value analyses were made for all balance sheet categories; where essential a valuation adjustment was carried out.

² For capital invested, only the liquid funds before capital investment are regarded as acquired from a Group perspective.

In the **segment Cooperative Retailing**, the Migros Cooperative Geneva acquired further shares in Smood SA, which was included in the scope of consolidation of Migros Group on 1 January 2023.

In the **segment Health**, Medbase AG acquired the companies Zur Rose Suisse AG, Bluecare AG, Specialty Care Therapiezentren AG, Clustertec AG and Aerztemedika AG, which were included in the scope of consolidation of Migros Group on 1 May 2023. In addition, Medbase Apotheken AG acquired Hornstein AG, included in the scope of consolidation on 1 June 2023; a merger with this company also took place on the integration date.

The acquired companies have contributed sales of CHF 483 million since their inclusion in the scope of consolidation. If all of the companies had already been integrated into Migros Group on 1 January 2023, the contribution made to sales would have been greater by CHF 216 million in total.

Disposal of subsidiaries and business operations in 2024

CHF million	Segment Health	Total
Cash and cash equivalents	1	1
Receivables	3	3
Inventories	2	2
Other financial assets	–	–
Fixed assets	9	9
Intangible assets	0	0
Deferred income tax assets	–	–
Other assets	2	2
Financial liabilities	–0	–0
Trade payables	–2	–2
Provisions	–	–
Deferred income tax liabilities	–	–
Other liabilities	–2	–2
Currency translation differences	–	–
Disposal of net assets	13	13
Retained part of net assets of associated companies / minority interests		–
Retained share of net assets from subsidiaries and associated companies		–9
Sales price		2
Of which claim waiver seller		–
Of which claim waiver buyer		–
Disposed of cash and cash equivalents		–1
Deferred sales price payments		–
Compensation for already existing financing operations		3
Net inflow of funds / (Outflow of funds)		4

In the **segment Health**, Operationszentrum Burgdorf AG and Misenso AG were sold on 31 March 2024 and 30 June 2024 respectively.

The contribution made by these companies to sales amounted to CHF 10 million at the time of disposal.

On 23 December 2024, the Mibelle Group announced the sale of its subsidiary Gowoonsesang Cosmetics Co. Ltd. The transaction will not be completed until 2025, following approval by the regulatory authorities.

Disposal of subsidiaries and business operations in 2023

No disposals were made during the previous year.

40. Foreign exchange rates

The following key exchange rates were used for converting the accounts of foreign subsidiaries into Swiss francs (reporting currency):

	Year-end rates		Average rates for the year	
	31.12.2024	31.12.2023	2024	2023
1 EUR	0.94	0.93	0.95	0.97
1 GBP	1.14	1.07	1.13	1.12
1 USD	0.91	0.84	0.88	0.90

41. Events after the balance sheet date

With the exception of the events described in the next paragraph, no significant events took place after the balance sheet date and up to the release of the publication of the annual accounts by the Board of the Federation of Migros Cooperatives.

For the disposals already announced as part of the strategic focus on the Migros Group core business, new owners have now been found for the following operations:

- In a press release on 29 January 2025, the FMC announced the acquisition of the existing OBI locations and two large Do it + Garden stores by the OBI Group.
- In a press release on 31 January 2025, the Elsa Group announced the sale of its subsidiary SoFine to The New Originals Company. The sale will take place as part of the focus on the Migros Group core business. It will not have any impact on customers.
- In a press release on 12 February 2025, the FMC announced the sale of the Hotelplan Group to the DERTOIR Group and the HomeToGo Group.
- In a press release on 25 February 2025, the FMC announced the sale of micasa through a management buyout and the closure of the remaining Do it + Garden stores.

42. Scope of consolidation

Segment / Company	Domicile	Accounting method ¹	Switzerland / Other countries	Currency	Registered capital in 1000	Equity interest in % ²
Cooperative Retailing						
Federation of Migros Cooperatives⁴	Zurich	F	Switzerland	CHF	15'000.0	
Atlante S.r.l.	IT-Casalecchio di Reno	E	Other countries	EUR	1'000.0	20.0
Migros Beteiligungen AG	Rüschlikon	F	Switzerland	CHF	1'000.0	100.0
Löwenbräu-Kunst AG	Zurich	E	Switzerland	CHF	27'000.0	33.3
Migros (Hong Kong) Ltd.	HK-Kowloon	F	Other countries	HKD	100.0	100.0
Migros Consulting Services (Shenzhen) Co. Ltd.	CN-Shenzhen	F	Other countries	CNY	626.0	100.0
Migros Digital Solutions Ltd in liquidation	Zurich	F	Switzerland	CHF	100.0	100.0
Migros Fresh AG	Zurich	F	Switzerland	CHF	100.0	100.0
Migros India Private Limited	IN-Gurugram	F	Other countries	INR	20'000.0	100.0
Migros Online Ltd.	Ecublens	F	Switzerland	CHF	4'500.0	100.0
Migros Verteilbetrieb AG	Neuendorf	F	Switzerland	CHF	39'500.0	100.0
Snäx Ltd. in liquidation	Zurich	F	Switzerland	CHF	3'000.0	100.0
Sportx AG	Zurich	F	Switzerland	CHF	100.0	100.0
Utzenstorfer Transfer AG	Utzenstorf	F	Switzerland	CHF	150.0	100.0
Yuno Ltd.	Zurich	F	Switzerland	CHF	1'000.0	100.0
Ferrovia Monte Generoso SA	Mendrisio	NC	Switzerland	CHF	3'500.0	100.0
Mitreva Ltd	Zurich	NC	Switzerland	CHF	200.0	100.0
Migros Supermarkt AG	Zurich	F	Switzerland	CHF	329.7	100.0
Migros Cooperative Aare	Moosseedorf	F	Switzerland	CHF	5'399.3	
Capricorn Holding AG	Rüdtligen-Alchenflüh	E	Switzerland	CHF	1'000.0	40.0
Casa Interio AG	Moosseedorf	F	Switzerland	CHF	1'000.0	100.0
Culinart Gastro AG	Moosseedorf	F	Switzerland	CHF	100.0	100.0
FoodNow Ltd.	Bern	F	Switzerland	CHF	169.4	100.0
MA Ventures Ltd.	Moosseedorf	F	Switzerland	CHF	1'000.0	100.0
Naturparkkäserei Diemtigtal AG	Diemtigen	E	Switzerland	CHF	400.0	59.3
Shopping-Center Brünnen AG	Berne	F	Switzerland	CHF	100.0	100.0
Shopyland, Shopy AG	Moosseedorf	F	Switzerland	CHF	100.0	100.0
Time-Out AG	Moosseedorf	F	Switzerland	CHF	100.0	100.0
VOI LTD	Moosseedorf	F	Switzerland	CHF	1'000.0	100.0
Genossenschaft Migros Basel	Basel	F	Switzerland	CHF	1'672.9	
Migros Deutschland GmbH	DE-Lörrach	F	Other countries	EUR	100.0	100.0
Société coopérative Migros Genève	Carouge	F	Switzerland	CHF	1'327.0	
Bamica SA in liquidation	Carouge	F	Switzerland	CHF	300.0	100.0
Centre Balexert SA	Vernier	F	Switzerland	CHF	500.0	100.0
GRANDS PRES DEVELOPPEMENT (GPD) SA ³	Collonge-Bellerive	E	Switzerland	CHF	100.0	50.0
Migros France SAS	FR-Gaillard	F	Other countries	EUR	3'500.0	100.0
SCI M-Etrembières	FR-Gaillard	F	Other countries	EUR	1.0	100.0
SCI M-Thoiry	FR-Gaillard	F	Other countries	EUR	1.0	100.0
Smood Ltd	Plan-les-Ouates	F	Switzerland	CHF	122.2	100.0
Jamtech SAS	FR-Biot	F	Other countries	EUR	10.0	100.0
Société Immobilière du Marché de gros de l'Alimentation	Carouge	F	Switzerland	CHF	2'625.0	100.0
NEYDDEVELOPPEMENT SASU	FR-Neydens	F	Other countries	EUR	1.0	100.0
SCI des Voirons	FR-Cranves-Sales	F	Other countries	EUR	990.9	100.0
S.R.M. (Société des restaurants Migros S.à.r.l.)	FR-Etrembières	F	Other countries	EUR	600.0	100.0
SCI Neydloisirs	FR-Neydens	F	Other countries	EUR	1.0	100.0
Migros Cooperative Lucerne	Dierikon	F	Switzerland	CHF	2'083.2	

Segment / Company	Domicile	Accounting method ¹	Switzerland / Other countries	Currency	Registered capital in 1000	Equity interest in % ²
Migros Golf AG	Dierikon	F	Switzerland	CHF	100.0	100.0
Parkwirtin «Einfache Gesellschaft»	Lucerne	F	Switzerland	CHF	585.1	84.6
Migros Cooperative Neuchâtel-Fribourg	La Tène	F	Switzerland	CHF	1'257.0	
Marin Centre SA	La Tène	F	Switzerland	CHF	17'300.0	100.0
Strega SA	La Tène	F	Switzerland	CHF	100.0	100.0
Au Léopold SA	La Tène	F	Switzerland	CHF	100.0	100.0
Migros Cooperative Eastern Switzerland	Gossau SG	F	Switzerland	CHF	4'222.2	
Parking Wattwil AG	Wattwil	F	Switzerland	CHF	3'550.0	65.5
Randenbourg-Immobilien AG	Schaffhausen	F	Switzerland	CHF	400.0	99.9
Strässle Derby Wil AG	Wil (SG)	E	Switzerland	CHF	500.0	50.0
Società Cooperativa fra produttori e consumatori Migros-Ticino	Sant'Antonino	F	Switzerland	CHF	1'035.6	
Mitico Ticino SA	Sant'Antonino	F	Switzerland	CHF	100.0	100.0
VM Partner Ticino Sagl	Sant'Antonino	F	Switzerland	CHF		
Migros Cooperative Valais	Martigny	F	Switzerland	CHF	864.9	
Migros Cooperative Vaud	Ecublens	F	Switzerland	CHF	1'618.4	
Migros Logistique Romande SA	Ecublens	F	Switzerland	CHF	1'600.0	100.0
Parking des Remparts SA	La Tour-de-Peilz	E	Switzerland	CHF	3'600.0	33.3
Parking Pully Centre SA	Pully	E	Switzerland	CHF	4'409.0	28.0
Migros Cooperative Zurich	Zurich	F	Switzerland	CHF	3'339.3	
Ospena Group Ltd	Zurich	F	Switzerland	CHF	2'500.0	100.0
GMZ Deutschland Holding GmbH	DE-Fulda	F	Other countries	EUR	20'000.0	100.0
Smart Retail Solutions GmbH	DE-Fulda	F	Other countries	EUR	1'000.0	100.0
tegut... teo GmbH & Co. KG	DE-Fulda	F	Other countries	EUR	100.0	100.0
tegut... Basic GmbH	DE-Munich	F	Other countries	EUR	25.0	100.0
tegut... gute Lebensmittel GmbH & Co. KG	DE-Fulda	F	Other countries	EUR	1'000.0	100.0
tegut... Holding GmbH	DE-Fulda	F	Other countries	EUR	20'000.0	100.0
tegut... Immobilien GmbH	DE-Fulda	F	Other countries	EUR	1'636.2	100.0
tegut... Logistik GmbH & Co. KG	DE-Fulda	F	Other countries	EUR	1'005.5	100.0
tegut... Logistikimmobilien GmbH	DE-Fulda	F	Other countries	EUR	25.0	100.0
tegut... Vertriebs GmbH & Co. KG	DE-Fulda	F	Other countries	EUR	100.0	100.0
tegut... Verwaltungs GmbH	DE-Munich	F	Other countries	EUR	100.0	100.0
Herzberger Bäckerei GmbH	DE-Fulda	F	Other countries	EUR	153.4	100.0
Miduca Ltd.	Zurich	F	Switzerland	CHF	10'000.0	100.0
Migros Fachmarkt AG	Zurich	F	Switzerland	CHF	10'000.0	100.0

Commerce

Denner Ltd	Zurich	F	Switzerland	CHF	15'000.0	100.0
EG Dritte Kraft AG	Zug	F	Switzerland	CHF	600.0	100.0
Ex Libris AG	Dietikon	F	Switzerland	CHF	3'000.0	100.0
digitec Ltd.	Zurich	F	Switzerland	CHF	100.0	70.0
Digitec Galaxus Ltd.	Zurich	F	Switzerland	CHF	240.0	70.0
Galaxus Deutschland GmbH	DE-Hamburg	F	Other countries	EUR	25.0	70.0
Digitec Galaxus d.o.o. Beograd-Stari Grad	SRB-Belgrad-Stari Grad	F	Other countries	RSD	0.1	70.0
Migrol AG	Adliswil	F	Switzerland	CHF	52'000.0	100.0
migrolino Ltd	Suhr	F	Switzerland	CHF	6'000.0	100.0
cevastore GmbH	Suhr	F	Switzerland	CHF	50.0	100.0
primetrust Ltd	Suhr	F	Switzerland	CHF	500.0	100.0

Segment / Company	Domicile	Accounting method ¹	Switzerland / Other countries	Currency	Registered capital in 1000	Equity interest in % ²
Migros Industrie						
Aproz Sources Minérales SA	Nendaz	F	Switzerland	CHF	850.0	97.5
Delica Ltd.	Buchs AG	F	Switzerland	CHF	4'000.0	100.0
Delica Foods Canada LTD	CA-Vancouver	F	Other countries	CAD	8'748.9	100.0
Delica Foods North America LTD	US-Delaware	F	Other countries	USD	10'988.8	100.0
Delica USA Real Estate LLC	US-Buffalo	F	Other countries	USD	–	100.0
SweetWorks Confections LLC	US-Delaware	F	Other countries	USD	–	100.0
Swiss Industries GmbH	Birsfelden	F	Switzerland	CHF	20.0	100.0
Café Royal Pro SAS	FR-Paris	E	Other countries	EUR	2'000.0	47.3
Swiss Coffee Innovation Ltd.	Buchs AG	F	Switzerland	CHF	120.0	100.0
Elsa Group Ltd.	Estavayer	F	Switzerland	CHF	3'500.0	100.0
aaremilch AG	Lyss	E	Switzerland	CHF	142.9	47.1
Dörig Käsehandel AG	Wittenbach	F	Switzerland	CHF	200.0	100.0
Financière du Solimont SAS	FR-Hochfelden	F	Other countries	EUR	2'300.8	100.0
Idhéal SAS	FR-Hochfelden	F	Other countries	EUR	6'500.0	100.0
Schwyzer Milchhuus AG	Ingenbohl	F	Switzerland	CHF	4'500.0	100.0
Schwyzer Milchhuus Deutschland GmbH	DE-Munich	F	Other countries	EUR	25.0	100.0
Simmental Switzerland AG	Diemtigen	F	Switzerland	CHF	100.0	100.0
SoGood Holding B.V.	NL-Limburg	F	Other countries	EUR	329.5	100.0
SoFine Foods B.V.	NL-Limburg	F	Other countries	EUR	18.0	100.0
Sperwer Vastgoed B.V.	NL-Limburg	F	Other countries	EUR	10.0	100.0
The Cultured Hub Ltd.	Lindau	E	Switzerland	CHF	600.0	33.3
Fresh Food & Beverage Group Ltd.	Volketswil	F	Switzerland	CHF	10'000.0	100.0
Hug Bäckerei AG	Lucerne	F	Switzerland	CHF	1'000.0	85.0
Sushi Mania SA	Vuadens	F	Switzerland	CHF	300.0	96.0
Mibelle AG	Buchs AG	F	Switzerland	CHF	2'000.0	100.0
Gowoonsesang Cosmetics Co., Ltd.	KR-Seoul	F	Other countries	KRW	2'552'299.5	100.0
Gowoonsesang Shanghai Co., Ltd.	CN-Shanghai	F	Other countries	CNY	13'462.6	100.0
Mibelle Ltd.	UK-Bradford	F	Other countries	GBP	1'000.1	100.0
Mibelle Biochemistry USA LLC	UK-Delaware	NC	Other countries	USD	–	100.0
Mibelle USA LLC	US-Delaware	F	Other countries	USD	–	100.0
Marq Labs Inc.	US-Nashville	F	Other countries	USD	0.0	100.0
Marque of Brands Americas LLC	US-Alexandria	F	Other countries	USD	–	100.0
Marq of Brands B.V.	NL-Amsterdam	F	Other countries	EUR	0.5	100.0
Marq of Brands Ltd.	UK-Belfast	F	Other countries	GBP	0.1	100.0
Marq of Brands Pty. Ltd.	AU-Moorabbin VIC	F	Other countries	AUD	31.0	100.0
MarqLabs B.V.	NL-Amsterdam	F	Other countries	EUR	0.1	100.0
Marq Groups Holdings B.V.	NL-Amsterdam	F	Other countries	EUR	0.1	100.0
Lee Stafford Ltd.	UK-Bradford	F	Other countries	GBP	0.0	100.0
QBC Group Holdings Ltd.	GB-Wokingham	F	Other countries	GBP	0.2	100.0
QBC Holdings Ltd.	GB-Wokingham	F	Other countries	GBP	1.0	100.0
The Quantum Beauty Company Ltd.	GB-Wokingham	F	Other countries	GBP	0.3	100.0
Absolute Beauty Solutions Ltd.	GB-Wokingham	F	Other countries	GBP	0.2	100.0
Ondal France S.à.r.l	FR-Sarreguemines	F	Other countries	EUR	1'000.0	100.0
Micarna SA incl. Micarna AG, Bazenheid branch	Courtepin	F	Switzerland	CHF	10'000.0	100.0
Centravo Holding AG	Lyss	E	Switzerland	CHF	2'040.0	29.3
Favorit Geflügel AG	Lyss	F	Switzerland	CHF	500.0	100.0
KM Seafood GmbH in Liquidation	DE-Schirgiswald-Kirschau	F	Other countries	EUR	25.0	100.0
Mérat AG	Berne	F	Switzerland	CHF	50.0	100.0
Schlachtbetrieb St. Gallen AG	Gossau SG	E	Switzerland	CHF	1'080.0	46.2
TMF Extraktionswerk AG	Kirchberg SG	E	Switzerland	CHF	1'200.0	15.0

Segment / Company	Domicile	Accounting method ¹	Switzerland / Other countries	Currency	Registered capital in 1000	Equity interest in % ²
Delica Benelux B.V.	NL-Rotterdam	F	Other countries	EUR	100.0	100.0
Delica Deutschland GmbH	DE-Düsseldorf	F	Other countries	EUR	225.0	100.0
Delica France SA	FR-Chalamont	F	Other countries	EUR	1'105.0	100.0
Delica Spain S.L.	ES-Barcelona	F	Other countries	EUR	100.0	100.0
Delica North America Inc.	US-Delaware	F	Other countries	USD	700.0	100.0
Migros Industrie Ltd.	Zurich	F	Switzerland	CHF	1'000.0	100.0
M-Industry China LLC	CN-Shanghai	F	Other countries	CNY	895.6	100.0
M-Industry International Ltd.	UK-Bradford	F	Other countries	GBP	100.0	100.0
Lüchinger + Schmid AG, Eier & Eiprodukte	Kloten	F	Switzerland	CHF	5'600.0	100.0
SCG Swiss Consumer Goods GmbH	DE-Bensheim	F	Other countries	EUR	25.0	100.0

Financial Services

Migros Bank AG	Zurich	F	Switzerland	CHF	700'000.0	100.0
CSL Immobilien AG	Zurich	F	Switzerland	CHF	158.7	100.0
CSL Invest Ltd	Zurich	F	Switzerland	CHF	200.0	100.0
Swisslease AG	Wallisellen	F	Switzerland	CHF	100.0	100.0
GOWAGO Ltd.	Zurich	E	Switzerland	CHF	450.3	27.9

Travel

MTCH Ltd	Opfikon	F	Switzerland	CHF	2'400.0	100.0
incl. subsidiaries:						
Adventure Travel Experience Inc.	US-New Castle	F	Other countries	USD	0.0	100.0
BF International Services kft.	HU-Budapest	F	Other countries	HUF	3'000.0	100.0
Finass Travel Ltd	Wetzikon (ZH)	F	Switzerland	CHF	200.0	100.0
Explore Aviation Ltd.	GB-Farnborough	F	Other countries	GBP	2.0	100.0
Explore Worldwide Ltd.	GB-Farnborough	F	Other countries	GBP	100.0	100.0
Explore Worldwide Adventures Ltd.	CA-Vancouver	F	Other countries	CAD	0.0	100.0
Explore Worldwide Australia Pty. Ltd.	AU-Brisbane	F	Other countries	AUD	0.0	100.0
HHD Ltd	Opfikon	F	Switzerland	CHF	4'500.0	100.0
HHD B.V.	NL-Rijswijk	F	Other countries	EUR	70.0	100.0
HHD d.o.o.	HR-Jurdani (Rijeka)	F	Other countries	HRK	0.0	100.0
HHD GesmbH	AT-Innsbruck	F	Other countries	EUR	80.0	100.0
HHD GmbH	DE-Freiburg i.B.	F	Other countries	EUR	25.6	100.0
HHD Ltd.	GB-London	F	Other countries	GBP	50.0	100.0
HHD NV	BE-Diegem	F	Other countries	EUR	126.0	100.0
HHD Rentals S.L.	ES-Barcelona	F	Other countries	EUR	70.0	100.0
HHD Sarl	FR-Paris	F	Other countries	EUR	130.8	100.0
HHD Service AB	SE-Stockholm	F	Other countries	SEK	100.0	100.0
HHD Service GmbH	DE-Norden-Norddeich	F	Other countries	EUR	25.0	100.0
HHD Sp. z.o.o.	PL-Warsaw	F	Other countries	PLN	200.5	100.0
HHD S.r.l.	IT-Milan	F	Other countries	EUR	30.0	100.0
HHD s.r.o.	CZ-Prague	F	Other countries	CZK	4'000.0	100.0
IHOM Sp z oo	PL-Warsaw	F	Other countries	PLN	1'000.5	96.8
Intravel Ltd.	GB-York	F	Other countries	GBP	224.6	100.0
Inter Chalet Ferienhaus AG in liquidation	Opfikon	F	Switzerland	CHF	100.0	100.0
Inter Chalet j.d.o.o.	HR-Rijeka	F	Other countries	HRK	0.0	100.0
Interhome GmbH	DE-Düren	F	Other countries	EUR	31.0	100.0
Interhome Oy	FI-Espoo	NC	Other countries	EUR	16.8	20.0
Itinerary Ltd.	GB-York	F	Other countries	GBP	40.0	100.0

Segment / Company	Domicile	Accounting method ¹	Switzerland / Other countries	Currency	Registered capital in 1000	Equity interest in % ²
LLC HDD	RU-Moscow	F	Other countries	RUB	10.0	80.0
Horizonte Club España sl	ES-Barcelona	F	Other countries	EUR	274.0	100.0
Horizontes Club Holidays Ltd.	GR-Athens	F	Other countries	EUR	17.6	100.0
Hotelplan Cagri Merkezi Hitzmettleri Yonetim A.S.	TR-Antalya	F	Other countries	TRY	50.0	100.0
Hotelplan (Transport) Ltd.	GB-Farnborough	F	Other countries	GBP	2.0	100.0
Hotelplan (UK Group) Ltd.	GB-Farnborough	F	Other countries	GBP	1'100.0	100.0
Hotelplan Intern. Reiseorganisation GmbH	AT-Innsbruck	F	Other countries	EUR	36.3	100.0
Hotelplan Ltd.	GB-Farnborough	F	Other countries	GBP	1'000.0	100.0
Hotelplan Travel s.r.l.	IT-Torino	F	Other countries	EUR	10.0	100.0
Mount Lavinia Hotels & Resorts Ltd. ³	MV-Male	E	Other countries	MVR	87'380.0	50.0
Vtours GmbH	DE-Aschaffenburg	F	Other countries	EUR	40.0	100.0

Health

Migros Vita AG	Gossau SG	F	Switzerland	CHF	56'218.0	100.0
Medbase AG	Winterthur	F	Switzerland	CHF	6'380.0	100.0
Centre d'Imagerie Médicale de Cornavin SA	Geneva	F	Switzerland	CHF	100.0	100.0
fit im job AG	Winterthur	F	Switzerland	CHF	100.0	100.0
Gesundheits- und Impfzentrum WIN AG	Winterthur	E	Switzerland	CHF	100.0	50.0
IMRAD Ltd.	Lausanne	E	Switzerland	CHF	100.0	25.0
Medbase Berner Oberland AG	Winterthur	F	Switzerland	CHF	800.0	60.0
Medbase Zentralschweiz AG	Winterthur	F	Switzerland	CHF	1'800.0	60.0
Medbase Apotheken AG	Winterthur	F	Switzerland	CHF	268.5	100.0
Medbase Toujours AG	Basel	F	Switzerland	CHF	250.0	100.0
Müller Reformhaus Vital Shop AG in Liquidation	Volketswil	E	Switzerland	CHF	833.0	40.0
Radiologie Luzern AG	Lucerne	F	Switzerland	CHF	240.0	100.0
Radiologie Win Ltd.	Winterthur	F	Switzerland	CHF	100.0	100.0
Radiologisches Zentrum Baden AG	Baden	F	Switzerland	CHF	2'270.0	100.0
Telehealth Services Ltd.	Frauenfeld	E	Switzerland	CHF	1'000.0	51.0
Unilabs St. Gallen Ltd.	St. Gallen	E	Switzerland	CHF	100.0	51.0
ZRMB Marketplace Ltd.	Frauenfeld	F	Switzerland	CHF	100.0	100.0
zahnarztzentrum.ch Beteiligungs AG	Zurich	F	Switzerland	CHF	342.9	60.0
zahnarztzentrum.ch AG	Zurich	F	Switzerland	CHF	800.0	60.0
Zur Rose Suisse Ltd.	Frauenfeld	F	Switzerland	CHF	7'650.0	100.0
Bluecare AG	Winterthur	F	Switzerland	CHF	1'288.0	100.0
Specialty Care Therapiezentren AG	Frauenfeld	F	Switzerland	CHF	100.0	100.0
Aerztemedika AG	Frauenfeld	F	Switzerland	CHF	500.0	100.0
Clustertec AG	Baar	F	Switzerland	CHF	100.0	100.0
PolyRose AG	Frauenfeld	E	Switzerland	CHF	200.0	50.0
Best Smile Inc.	Winterthur	F	Switzerland	CHF	190.6	100.0
WePractice Ltd.	Zurich	F	Switzerland	CHF	1'000.0	100.0
movemi Ltd.	Zurich	F	Switzerland	CHF	834.0	100.0
FlowerPower Fitness und Wellness LTD	Moosseedorf	F	Switzerland	CHF	100.0	100.0
ACTIV FITNESS TICINO SA	Sant'Antonino	F	Switzerland	CHF	100.0	100.0

¹ Accounting method: F = fully consolidated / E = accounted for under the equity method / NC = not consolidated

² Interest: P = parent company

³ Joint ventures

⁴ For further information see Summary of significant accounting policies - consolidation policies



Shape the future
with confidence

Ernst & Young AG
Maagplatz 1
Postfach
CH-8010 Zürich

Telefon: +41 58 286 31 11
Fax: +41 58 286 30 04
www.ey.com/ch

To the Assembly of Delegates of the
Federation of Migros Cooperatives, Zurich

Zurich, 13 March 2025

Report of the statutory auditor

Report on the audit of the Migros Group financial statements



Opinion

We have audited the consolidated financial statements of the Federation of Migros Cooperatives and its subsidiaries (the Migros Group), which comprise the balance sheet as at 31 December 2024, the income statement, the statement of changes in equity and the cash flow statement for the year then ended, and notes to the consolidated financial statements, including a summary of significant accounting policies.

In our opinion, the consolidated financial statements (pages 24 to 99) give a true and fair view of the consolidated financial positions of the Group as of 31 December 2024 and its consolidated results of operation and cash flows for the year then ended, in accordance with Swiss GAAP FER and in accordance with Swiss law.



Basis for opinion

We conducted our audit in accordance with Swiss law and Swiss Standards on Auditing (SA-CH). Our responsibilities under those provisions and standards are further described in the "Auditor's responsibilities for the audit of the Migros Group financial statements" section of our report. We are independent of the Group in accordance with the provisions of Swiss law and the requirements of the Swiss audit profession, and we have fulfilled our other ethical responsibilities in accordance with these requirements.

We believe that the audit evidence we have obtained is sufficient and appropriate to provide a basis for our opinion.



Key audit matters

Key audit matters are those matters that, in our professional judgment, were of most significance in our audit of the Migros Group financial statements of the current period. These matters were addressed in the context of our audit of the Migros Group financial statements as a whole, and in forming our opinion thereon, and we do not provide a separate opinion on these matters. For each matter below, our description of how our audit addressed the matter is provided in that context.



Shape the future
with confidence

We have fulfilled the responsibilities described in the “Auditor’s responsibilities for the audit of the consolidated financial statements” section of our report, including in relation to these matters. Accordingly, our audit included the performance of procedures designed to respond to our assessment of the risks of material misstatement of the Migros Group financial statements. The results of our audit procedures, including the procedures performed to address the matters below, provide the basis for our audit opinion on the Migros Group financial statements.

Recoverable amount of fixed and intangible assets

Area of focus

Fixed and intangible assets are stated at cost less cumulative depreciation and impairment losses. Fixed and intangible assets are tested for impairment at the cash-generating unit level if events or changes in circumstances indicate that the carrying amount may not be recoverable. For shopping centres and IT projects, specific impairment considerations are made if the value drivers and expected benefits on which the investment decision was based are not achievable in the long term. The identification and assessment of indications of impairment and the determination of the recoverable amount require the use of management estimates and assumptions that involve significant judgement. The assumptions in the valuation model that could lead to an inappropriate valuation include, for example, the expected cash flows and the discount rates.

As at 31 December 2024, fixed assets represent a significant part of Migros Group’s assets at CHF 11.9 billion or 15% and intangible assets at CHF 1 billion or 1%. In the reporting year, impairments of CHF 161 million were recognized on fixed assets and CHF 26 million on intangible assets. Due to the significant scope of judgement by the management and the importance of the balance sheet items mentioned in the consolidated financial statements, we consider the identification and assessment of indications of impairment and the determination of the recoverable amount to be a key audit matter.

Migros Group describes its accounting policies for fixed and intangible assets in note 3 to the consolidated financial statements. In addition, we refer to notes 26 and 27 to the consolidated financial statements of the Federation of Migros Cooperatives.

Our audit response

We audited the processes and key controls related to the identification and assessment of indicators of impairment of fixed and intangible assets and assessed the procedures for the preparation of financial plans.

In addition, we verified the determination of the recoverable amount with the assistance of valuation specialists. In doing so, we assessed the effects of the assumptions in the valuation model using sensitivity analyses. For properties for which a market valuation was carried out, we assessed the usability of the work results of external appraisers commissioned by the management. We audited that the costs relating to impairment were correctly accounted for and disclosed in the consolidated financial statements.

Our procedures did not lead to any reservations concerning the recoverable amount of fixed and intangible assets.



Shape the future
with confidence

Measurement of value adjustments and provisions for default risks from customer loans of Migros Bank AG

Area of focus

The valuation of customer loans, which consist of amounts due from customers and mortgage receivables, has been performed at nominal value less any necessary value adjustments for default risks. For impaired customer loans, individual value adjustments and provisions are made. For not impaired customer loans, the Bank makes value adjustments for inherent default risks. The measurement of value adjustments and provisions for default risks from customer loans requires making estimates and assumptions which, by definition, involve significant judgment.

As of 31 December 2024, customer loans amount to CHF 50.5 billion (equivalent to 62%) and are a material part of the total consolidated balance sheet. At the balance sheet date, value adjustments and provisions from impaired receivables amount to CHF 71 million. Value adjustments for inherent default risks amount to CHF 138 million. Due to significant judgmental matters and the significance of the mentioned balance sheet items in the consolidated financial statements, we consider the measurement of value adjustments and provisions for default risks as a key audit matter.

Migros Group describes the accounting and valuation principles applied to customer loans as well as value adjustments and provisions for default risks in note 3 and discloses its approach to risk management of default risks in note 4. Furthermore, we refer to note 18 to the consolidated financial statements of the Federation of Migros Cooperatives.

Our audit response

We audited the processes and key controls in connection with granting and monitoring loans as well as the method for the identification and measurement of value adjustments and provisions for default risks from customers loans.

Moreover, we performed sample tests on the impairment of credit commitments and the measurement of value adjustments and provisions for default risks from customers loans. In addition, we evaluated the compliance of significant accounting principles as well as the appropriateness of the disclosures in the notes to the financial statements.

Our procedures did not lead to any reservations concerning the measurement of value adjustments and provisions for default risks from customer loans.



Other Information

The Board of Directors is responsible for the other information. The other information comprises the information included in the annual report, but does not include the consolidated financial statements of Federation of Migros Cooperatives and our auditor's report thereon.

Our opinion on the Migros Group financial statements does not cover the other information and we do not express any form of assurance conclusion thereon.



Shape the future
with confidence

In connection with our audit of the consolidated financial statements, our responsibility is to read the other information and, in doing so, consider whether the other information is materially inconsistent with the consolidated financial statements or our knowledge obtained in the audit or otherwise appears to be materially misstated.

If, based on the work we have performed, we conclude that there is a material misstatement of this other information, we are required to report that fact. We have nothing to report in this regard.



Board of Directors' responsibilities for the Migros Group financial statements

The Board of Directors is responsible for the preparation of the Migros Group financial statements, which give a true and fair view in accordance with Swiss GAAP FER and the provisions of Swiss law, and for such internal control as the Board of Directors determines is necessary to enable the preparation of Migros Group financial statements that are free from material misstatement, whether due to fraud or error.

In preparing the Migros Group financial statements, the Board of Directors is responsible for assessing the Group's ability to continue as a going concern, disclosing, as applicable, matters related to going concern, and using the going concern basis of accounting unless the Board of Directors either intends to liquidate the Group or to cease operations, or has no realistic alternative but to do so.



Auditor's responsibilities for the audit of the Migros Group financial statements

Our objectives are to obtain reasonable assurance about whether the Migros Group financial statements as a whole are free from material misstatement, whether due to fraud or error, and to issue an auditor's report that includes our opinion. Reasonable assurance is a high level of assurance, but is not a guarantee that an audit conducted in accordance with Swiss law and SA-CH will always detect a material misstatement when it exists. Misstatements can arise from fraud or error and are considered material if, individually or in the aggregate, they could reasonably be expected to influence the economic decisions of users taken on the basis of these Migros Group financial statements.

A further description of our responsibilities for the audit of the consolidated financial statements is located on EXPERTsuisse's website at: <https://www.expertsuisse.ch/en/audit-report>. This description forms an integral part of our report.



**Shape the future
with confidence**

Report on other legal and regulatory requirements

In accordance with Art. 906 CO in conjunction with Art. 728a para. 1 item 3 CO and PS-CH 890, we confirm that an internal control system exists, which has been designed for the preparation of the financial statements according to the instructions of the Board of Directors.

We recommend the consolidated financial statements submitted to you be approved.

Ernst & Young AG

Willy Hofstetter
Licensed audit expert
(Auditor in charge)

Ina Braun
Licensed audit expert



Migros-Genossenschafts-Bund
Limmatstrasse 152, CH-8031 Zürich